

# FACT SHEET



## Alaska Criminal Justice Agency Operating Budgets, 2001–2013

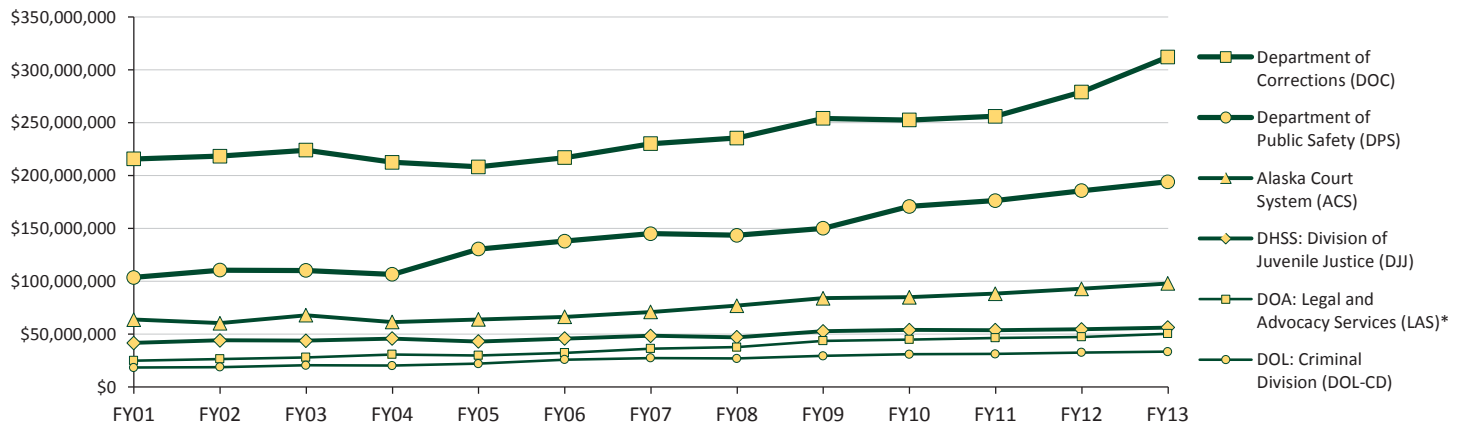
Brad A. Myr Stol, Ph.D., AJSAC Director

This fact sheet presents data on the fiscal year *operating budgets* enacted by the Alaska Legislature for six key criminal justice agencies: (a) the Department of Corrections (DOC), (b) the Department of Public Safety (DPS), (c) the Alaska Court System (ACS), (d) the Department of Health and Social Services, Division of Juvenile Justice (DJJ), (e) the Department of Law, Criminal Division (DOL-CD), and (f) the Department of Administration, Legal and Advocacy Services (LAS) which includes the Office of Public Advocacy, the Public Defender Agency, and the Violent Crimes Compensation Board. The budget information presented *does not reflect actual agency expenditures*.

All of the operating budget data depicted and discussed were extracted from appropriation bills enacted by the Alaska Legislature, and published by the State of Alaska Office of Management and Budget. (Readers can access the budget bills online at: <https://omb.alaska.gov/>.) The totals include all revenue sources: state, federal, as well as other sources of funding. Specific budget line items used to compile the budget figures for each justice agency depicted in Figure 1 are described in the Notes section of this fact sheet.

All of the budget amounts have been adjusted for inflation using the U.S. Department of Labor’s *Consumer Price Index (CPI) Inflation Calculator*. This inflation calculator uses the average CPI for a given

**FIGURE 1.** Operating Budget Funding Appropriated by the Alaska Legislature for Select Criminal Justice Agencies: FY 2001–2013 (2012 Dollars)



\*Beginning in 2004, the Violent Crimes Compensation Board (VCCB) moved from the Department of Public Safety (DPS) to the Department of Administration (DOA). Thus, the operating budget data presented for DPS include a VCCB line item for the years 2001, 2002, and 2003. For the years 2004–2013, the VCCB line item is included in the LAS operating budget data.

Source of data: State of Alaska, Office of Management and Budget. Enacted Budget Reports. Available online at: <https://omb.alaska.gov/>.

calendar year. The inflationary adjustments represent changes in prices of all goods and services purchased for consumption by urban households. In this fact sheet, all of the budget figures have been calculated to reflect 2012 dollars (the last year for which complete CPI information was available).

**Justice agency operating budgets.** Figure 1 (previous page) presents the legislatively enacted operating budget appropriations for each of the six previously identified justice agencies — DOC, DPS, ACS, DJJ, LAS, and DOL-CD - for the 13-year period spanning FY 2001 – FY 2013.

The operating budgets of the included agencies totaled more than \$744 million in FY 2013. This represents a 59% increase since 2001, when the budget total for these agencies stood at just over \$468 million. The \$744 million allocated by the Alaska Legislature to these six justice agencies in FY 2013 represented approximately 8.6% of the statewide operating budget of \$8.6 billion. In contrast, the \$468 million operating budget enacted by the Alaska Legislature for these same agencies for FY 2001 represented approximately 9.0% of the inflation-adjusted statewide operating budget of \$5.2 billion that year (see Figure 2).

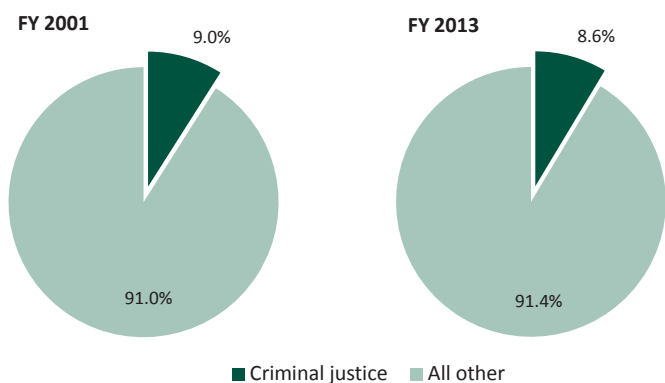
Figure 1 also shows that of the six criminal justice agencies for which operating budget data were compiled, DOC consistently had the largest operating budget,

followed by DPS and ACS, respectively. DJJ’s annual operating budget was fourth-largest; LAS and the DOL-CD have consistently been allocated the smallest budgets.

Although DOC, DPS, and ACS received substantially larger operating budget appropriations than those for DJJ, LAS, and DOL-CD for the 2001–2013 period, proportional increases in operating budgets were concentrated among LAS, DPS, and DOL-CD (see Figure 3). In 2012 dollars, the operating budget for LAS increased 102%, DPS’s operating budget rose 87%, and the operating budget of DOL-CD increased 82% over the 13-year period of FY 2001 to FY 2013. In contrast, operating budgets for ACS, DOC, and DJJ increased 54%, 45%, and 35%, respectively, during that same period.

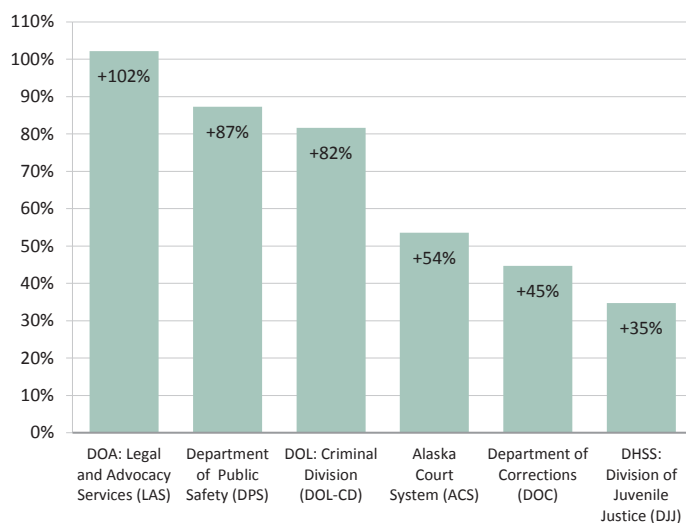
**Summary.** This fact sheet presented data on the legislatively enacted operating budget appropriations for six Alaska criminal justice agencies: the Department of Corrections (DOC), the Department of Public Safety (DPS), the Alaska Court System (ACS), the Department of Health and Social Services, Division of Juvenile Justice (DJJ), the Department of Law, Criminal Division (DOL-CD), and the Department of Administration, Legal and Advocacy Services (LAS).

**FIGURE 2.** Criminal Justice Agency Operating Budget as a Percentage of Total Operating Budget, State of Alaska: FY 2001 and FY 2013



Source of data: State of Alaska, Office of Management and Budget. Enacted Budget Reports. Available online at: <https://omb.alaska.gov/>.

**FIGURE 3.** Percentage Increase in Operating Budget Appropriations: Alaska Criminal Justice Agencies, FY 2001 to FY 2013



Source of data: State of Alaska, Office of Management and Budget. Enacted Budget Reports. Available online at: <https://omb.alaska.gov/>.

The inflation-adjusted operational budget data presented show sizable increases in the amount of funding allocated by the Alaska Legislature for each of these agencies for the period spanning FY 2001 to FY 2013. The largest operating budgets belonged to DOC, DPS, and ACS. However, the agencies experiencing the largest proportional increases in operating budget appropriations were LAS, DPS, and DOL-CD. Despite the increases in criminal justice agency operating budgets, the overall percentage of statewide operating budget funds dedicated to criminal justice remained relatively steady from 9.0% in FY 2001 to 8.6% in FY 2013.

**Notes on Budget Data.** The budget data presented for DOC reflect the total amount appropriated to the department by the legislature.

The budget data presented for DPS reflect the total amount appropriated to the department, minus line items for Fire and Life Safety and the Alaska Fire Standards Council. For the years FY 2001 – FY 2003, the budget data presented for DPS include funds allocated by the Alaska Legislature for the Violent Crimes Compensation Board.

The budget data presented for ACS include line items for Trial Courts, Therapeutic Courts (beginning in 2010),

and Administration & Support. (Readers should note that trial courts handle both criminal *and* civil cases. Therefore, the budget figures presented include figures for *both* types of cases, and therefore overestimate the total amount of funds the ACS dedicates to the adjudication solely of criminal cases.)

The budget data presented for DJJ reflect the total amount appropriated to the division by the legislature.

The budget data presented for LAS represent the total amount appropriated by the legislature to the Department of Administration for the state’s Public Defender Agency as well as the Office of Public Advocacy – which advocates for abused and neglected children in protective proceedings, provides advocacy for victims of elder fraud, attorney services for parents in child in need of aid (CINA) cases, and conflict of interest cases received from the Public Defender Agency. Funds allocated by the legislature for the Violent Crimes Compensation Board for FY 2004 – FY 2013 are also included.

The budget data presented for DOL reflect the total funds appropriated by the legislature to the department for the operation of the Criminal Division.

---

# THE ALASKA JUSTICE STATISTICAL ANALYSIS CENTER



## ABOUT

The Alaska Justice Statistical Analysis Center (AJSAC) was established by Administrative Order No. 89, signed by Governor William Sheffield on July 2, 1986. Since that time the AJSAC has been housed within the University of Alaska Anchorage Justice Center. The AJSAC assists Alaska criminal justice agencies, as well as state and local governments and officials, with the development, implementation, and evaluation of criminal justice programs and policies through the collection, analysis, and reporting of crime and justice statistics.

Since 1972, the Bureau of Justice Statistics (BJS) and its predecessor agency, the National Criminal Justice Information and Statistics Service, has provided support to state and territorial governments to establish and operate Statistical Analysis Centers (SACs) to collect, analyze, and report statistics on crime and justice to federal, state, and local levels of government, and to share state-level information nationally. There are currently 53 SACs located in the United States and its Territories. The AJSAC is a member of the Justice Research and Statistics Association (JRSA), a national nonprofit organization comprised of SAC directors, researchers, and practitioners dedicated to policy-oriented research and analysis.

## CONTACT INFORMATION

### Location

The Alaska Justice Statistical Analysis Center (AJSAC) is housed in the University of Alaska Anchorage Justice Center, which is located on the second floor of the UAA/APU Consortium Library, Suite 213.

### Mailing Address

Alaska Justice Statistical Analysis Center  
University of Alaska Anchorage  
3211 Providence Drive, LIB 213  
Anchorage, Alaska 99508

### Phone/Email

Brad A. Myrstol, Ph.D.  
AJSAC Director  
(907) 786-1837  
[bmyrstol@uaa.alaska.edu](mailto:bmyrstol@uaa.alaska.edu)

## ON THE WEB

To learn more about the AJSAC research, please visit our website at: <http://www.uaa.alaska.edu/ajsac/>.



*UAA is an EEO/AA employer and educational institution.*