

1. What is your primary campus affiliation?		
	Response Percent	Response Count
Fairbanks Campus (includes Fairbanks programs at other locations)	89.8%	256
UAF Community and Technical College (formerly Tanana Valley Campus)	4.9%	14
Bristol Bay Campus	1.1%	3
Center for Distance Education	0.0%	0
Chukchi Campus	0.0%	0
Inter-Aleutians Campus	1.8%	5
Kuskokwim Campus	1.1%	3
Northwest Campus	0.7%	2
Other	0.7%	2
Please tell us which campus.		31
	<b>answered question</b>	<b>285</b>
	<b>skipped question</b>	<b>3</b>

## 2. What is your home department at UAF? (This list of departments is taken from the UAF website)

### Home Department

	Accounting	Alaska Native Languages	Alaska Native Studies	Anthropology
Home department - select one.	0.9% (2)	0.9% (2)	0.0% (0)	1.3% (3)






### 3. What is your academic rank or title? This list was developed from information provided by UAF Human Resources.

	Response Percent	Response Count
Professor	17.9%	50
Associate Professor	19.3%	54
<b>Assistant Professor</b>	<b>25.4%</b>	<b>71</b>
Instructor	2.5%	7
Clinical Assistant Professor	0.7%	2
Clinical Associate Professor	0.7%	2
Clinical Professor	0.0%	0
Post Doctoral Fellow	5.0%	14
Professor Emeritus	0.4%	1
Research Associate	2.5%	7
Research Assistant Professor	3.2%	9
Research Associate Professor	1.8%	5
Research Professional	2.5%	7
Research Professor	0.4%	1
Research Technician	5.0%	14
Temporary Faculty (Adjunct)	1.1%	3
Term Assistant Professor	2.9%	8
Term Associate Professor	0.4%	1
Term Instructor	1.1%	3
Term Professor	0.4%	1
Other	7.1%	20
Please specify.		28
<b>answered question</b>		<b>280</b>
<b>skipped question</b>		<b>8</b>

#### 4. How often do you use the following methods to visit or access the UAF libraries?

	Daily	Several times a week	Once a week	A few times a month	A few times a semester	Never	Response Count
Visit libraries in person	1.1% (3)	10.2% (28)	8.0% (22)	24.8% (68)	<b>43.4% (119)</b>	12.4% (34)	274
Use computer on campus (office/lab) to access libraries	15.8% (43)	<b>34.2% (93)</b>	11.4% (31)	16.5% (45)	11.4% (31)	10.7% (29)	272
Use computer off-campus to access libraries	4.4% (12)	<b>28.7% (79)</b>	13.5% (37)	19.6% (54)	17.8% (49)	16.0% (44)	275
If you haven't used the library yet this academic year, please tell us why.							21
<b>answered question</b>							<b>286</b>
<b>skipped question</b>							<b>2</b>

#### 5. Which library do you use most often?

	Response Percent	Response Count
Rasmuson Library 	52.5%	149
BioSciences Library 	25.0%	71
Geophysical Institute (Keith B. Mather) Library 	6.0%	17
Use library's online resources only 	14.8%	42
Other 	1.8%	5
Please tell us which library you use.		14
<b>answered question</b>		<b>284</b>
<b>skipped question</b>		<b>4</b>

## 6. What resources do you use when you need to find information for your research?

	Always	Most of the time	Sometimes	Rarely	Never	Response Count
UAF libraries catalog (Goldmine)	17.6% (48)	25.3% (69)	<b>37.4% (102)</b>	12.8% (35)	7.0% (19)	273
Libraries-provided article index, such as Academic Search Premier or Web of Science	20.6% (54)	<b>30.2% (79)</b>	24.0% (63)	13.0% (34)	12.2% (32)	262
Full-text journal articles (UAF Journals List)	29.8% (81)	<b>34.9% (95)</b>	22.4% (61)	6.6% (18)	6.3% (17)	272
Internet search on Google, Google Scholar, Yahoo, etc.	<b>33.6% (90)</b>	26.9% (72)	28.7% (77)	8.2% (22)	2.6% (7)	268
Publisher or scholarly society web site	9.0% (23)	16.4% (42)	<b>38.3% (98)</b>	23.8% (61)	12.5% (32)	256
Colleagues, experts in the field	6.3% (16)	15.0% (38)	<b>47.0% (119)</b>	25.3% (64)	6.3% (16)	253
Librarians	1.9% (5)	3.9% (10)	26.7% (69)	<b>46.1% (119)</b>	21.3% (55)	258
Library assistance via phone or email	1.5% (4)	1.2% (3)	16.9% (44)	<b>43.1% (112)</b>	37.3% (97)	260
Courtesy access to resources at universities or other institutions outside Alaska	1.6% (4)	6.7% (17)	28.5% (72)	30.8% (78)	<b>32.4% (82)</b>	253
				Other (please specify).		19
				<b>answered question</b>		<b>285</b>
				<b>skipped question</b>		<b>3</b>

## 7. How often do you use the UAF libraries web site to:

	Daily	Several times a week	Once a week	A few times a month	A few times a semester	Never	Response Count
Search the UAF libraries catalog (Goldmine)	2.9% (8)	21.2% (58)	15.3% (42)	24.5% (67)	<b>26.3% (72)</b>	9.1% (25)	274
Search an article index such as Academic Search Premier, Web of Science	5.9% (16)	<b>24.9% (67)</b>	16.7% (45)	19.7% (53)	19.3% (52)	13.0% (35)	269
Look for online journal articles (UAF Journals List)	7.2% (20)	<b>31.9% (88)</b>	13.8% (38)	20.3% (56)	16.7% (46)	10.1% (28)	276
Look for online books	1.1% (3)	9.4% (25)	9.4% (25)	21.5% (57)	<b>31.3% (83)</b>	26.8% (71)	265
Look for digitized collections or images	1.9% (5)	5.0% (13)	5.0% (13)	14.1% (37)	27.5% (72)	<b>46.6% (122)</b>	262
Consult with library staff (via email)	0.0% (0)	1.2% (3)	0.4% (1)	5.8% (15)	44.4% (115)	<b>47.9% (124)</b>	259
Look for information about the UAF libraries (e.g., hours, events, etc.)	0.4% (1)	1.5% (4)	2.3% (6)	7.7% (20)	<b>49.8% (129)</b>	37.8% (98)	259
					Other (please specify).		9
					<b>answered question</b>		<b>283</b>
					<b>skipped question</b>		<b>5</b>

## 8. Please indicate the importance of these sources to your work:

	Very important	Important	Not very important	Unimportant	Response Count
Books	33.5% (93)	<b>50.4% (140)</b>	15.5% (43)	0.7% (2)	278
Journals	<b>77.4% (219)</b>	16.3% (46)	4.9% (14)	1.4% (4)	283
Numeric or scientific datasets such as census, GIS, genome, etc.	8.5% (23)	21.1% (57)	<b>45.9% (124)</b>	24.4% (66)	270
Bibliographic databases/article indexes	28.8% (78)	<b>32.8% (89)</b>	27.3% (74)	11.1% (30)	271
Manuscripts or archival materials	13.9% (38)	33.7% (92)	<b>35.9% (98)</b>	16.5% (45)	273
Newspapers	4.5% (12)	13.3% (35)	40.2% (106)	<b>42.0% (111)</b>	264
Visual media (e.g., films, DVD or VHS videos)	12.5% (34)	21.8% (59)	<b>34.3% (93)</b>	31.4% (85)	271
Audio media (e.g., CDs, MP3s, audiobooks, LPs, etc.)	4.8% (13)	13.0% (35)	<b>44.6% (120)</b>	37.5% (101)	269
Federal government documents	6.6% (18)	32.1% (87)	<b>35.8% (97)</b>	25.5% (69)	271
Maps	8.4% (22)	25.9% (68)	<b>35.4% (93)</b>	30.4% (80)	263
				<b>answered question</b>	<b>285</b>
				<b>skipped question</b>	<b>3</b>

## 9. Do the UAF libraries have the materials you need for your work?

	Always	Most of the time	Sometimes	Rarely	Never	NA	Response Count
Books	2.9% (8)	<b>46.4% (128)</b>	37.0% (102)	5.8% (16)	0.4% (1)	7.6% (21)	276
Journals	5.0% (14)	<b>61.0% (172)</b>	24.1% (68)	4.3% (12)	0.0% (0)	5.7% (16)	282
Databases/indexes	10.3% (28)	<b>36.9% (100)</b>	22.1% (60)	3.0% (8)	0.7% (2)	26.9% (73)	271
Media materials (e.g., CDs, DVDs, VHS videos)	1.1% (3)	20.5% (55)	19.8% (53)	6.0% (16)	1.9% (5)	<b>50.7% (136)</b>	268
						Please comment.	33
						<b>answered question</b>	<b>282</b>
						<b>skipped question</b>	<b>6</b>

## 10. If the UAF libraries don't have the book you need, do you:


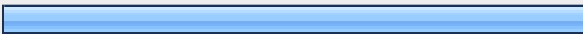
	Always	Most of the time	Sometimes	Rarely	Never	Response Count	
Request it through Interlibrary Loan (ILLiad)	25.4% (71)	<b>36.9% (103)</b>	21.5% (60)	6.8% (19)	9.3% (26)	279	
Request the libraries purchase the book	0.4% (1)	4.5% (12)	28.4% (76)	29.9% (80)	<b>36.9% (99)</b>	268	
Purchase it on my own	1.5% (4)	21.9% (60)	<b>55.5% (152)</b>	15.3% (42)	5.8% (16)	274	
Find a colleague who has it	1.5% (4)	11.2% (30)	<b>48.5% (130)</b>	24.6% (66)	14.2% (38)	268	
Find another book to use	1.8% (5)	13.7% (37)	<b>48.7% (132)</b>	19.9% (54)	15.9% (43)	271	
						<b>answered question</b>	<b>282</b>
						<b>skipped question</b>	<b>6</b>



## 11. If the UAF libraries don't have the journals you need, do you:

	Always	Most of the time	Sometimes	Rarely	Never	Response Count
Request articles through Interlibrary Loan (ILLiad)	<b>39.5% (109)</b>	25.0% (69)	15.9% (44)	8.7% (24)	10.9% (30)	276
Request that the libraries subscribe to the journal	1.1% (3)	2.6% (7)	18.7% (50)	34.0% (91)	<b>43.7% (117)</b>	268
Purchase articles online	0.7% (2)	3.7% (10)	21.2% (58)	21.2% (58)	<b>53.1% (145)</b>	273
<i>answered question</i>						<b>281</b>
<i>skipped question</i>						<b>7</b>

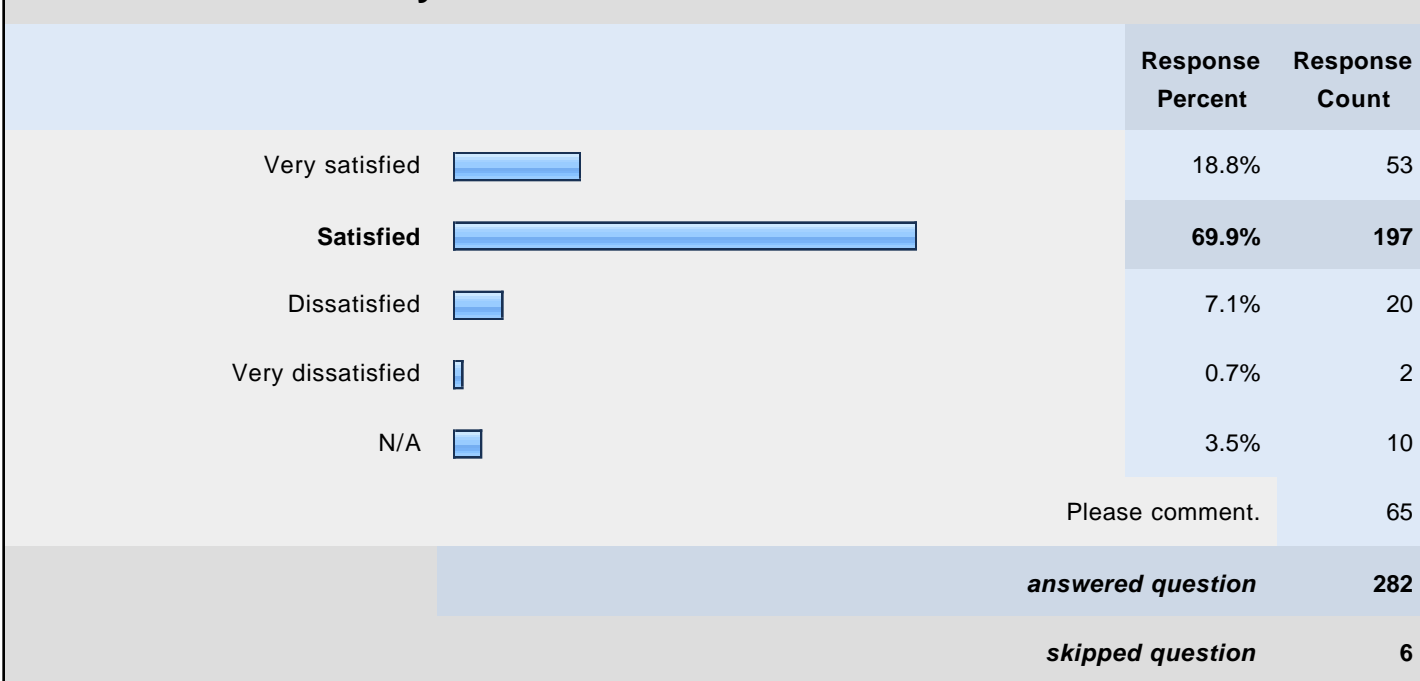
## 12. Do you prefer library journal subscriptions in print or electronic format?

	Response Percent	Response Count
Print 	11.7%	32
Electronic 	<b>88.3%</b>	<b>242</b>
Please comment.		56
<i>answered question</i>		<b>274</b>
<i>skipped question</i>		<b>14</b>

**13. The Alaska and Polar Regions Collections include archives, manuscripts, rare photographs, books, periodicals, oral histories, and archival films about Alaska, the Circumpolar North, and Antarctica. What uses do you make of these collections?**

	Use for my own research	Assign research to students	Know about but don't use	Don't know about	Response Count	
Archives and Manuscripts	23.1% (64)	5.4% (15)	<b>51.6% (143)</b>	23.1% (64)	277	
Rare Maps	7.3% (20)	2.2% (6)	<b>58.5% (161)</b>	32.7% (90)	275	
Alaska's Digital Archives (ViLDA)	12.7% (35)	5.5% (15)	<b>48.0% (132)</b>	36.7% (101)	275	
Oral Histories	10.1% (28)	5.4% (15)	<b>56.0% (155)</b>	32.5% (90)	277	
Project Jukebox	11.0% (30)	5.9% (16)	<b>45.2% (123)</b>	41.9% (114)	272	
Alaska & Polar Periodical Index	19.3% (53)	6.2% (17)	<b>45.3% (124)</b>	32.1% (88)	274	
Alaska Book and Journal Collection	25.0% (69)	6.2% (17)	<b>46.0% (127)</b>	26.4% (73)	276	
Alaska Film Archives	9.7% (27)	3.6% (10)	<b>54.9% (152)</b>	33.2% (92)	277	
Digital Photographic Services / Alaska History Store	13.5% (37)	3.6% (10)	<b>50.9% (140)</b>	33.5% (92)	275	
				Please comment.	32	
					<b>answered question</b>	<b>281</b>
					<b>skipped question</b>	<b>7</b>

### 14. How satisfied are you with the UAF libraries collections?



### 15. Please tell us what strategies you use to keep informed about new journal articles in your field, such as RSS feeds or TOC alerts from publishers' websites, search alerts from article databases, blogs, etc.



## 16. How important are the following factors in your decision on where to publish journal articles?

	Very important	Important	Not very important	Unimportant	N/A	Response Count
Journal reputation	<b>48.9% (138)</b>	32.3% (91)	3.2% (9)	0.7% (2)	14.9% (42)	282
Published by scholarly society, association, or non-profit publisher	23.0% (64)	<b>35.3% (98)</b>	16.9% (47)	8.3% (23)	16.5% (46)	278
Cost of the journal subscription for UAF libraries	1.1% (3)	5.1% (14)	31.0% (86)	<b>41.5% (115)</b>	21.3% (59)	277
UAF libraries have online or print subscription to journal	5.4% (15)	15.8% (44)	24.7% (69)	<b>34.4% (96)</b>	19.7% (55)	279
Open electronic (online) access (available to anyone)	11.1% (31)	24.0% (67)	<b>28.0% (78)</b>	19.7% (55)	17.2% (48)	279
No page or other publication charges for author	13.2% (37)	26.4% (74)	<b>28.6% (80)</b>	12.9% (36)	18.9% (53)	280
Timeliness of publication process	17.1% (48)	<b>47.9% (134)</b>	13.6% (38)	5.0% (14)	16.4% (46)	280
Retaining copyright to your work	12.2% (34)	20.9% (58)	<b>29.1% (81)</b>	17.3% (48)	20.5% (57)	278
Journal is available online	22.3% (62)	<b>32.0% (89)</b>	15.8% (44)	12.2% (34)	17.6% (49)	278
					Please comment.	30
					<b>answered question</b>	<b>282</b>
					<b>skipped question</b>	<b>6</b>

**17. Rate the importance of the following abilities to UNDERGRADUATE student success in your program.**

	Very important	Important	Not very important	Unimportant	N/A	Response Count
Select and refine research topics	<b>34.8% (97)</b>	34.4% (96)	8.2% (23)	1.8% (5)	20.8% (58)	279
Find information in the library (print or online)	<b>40.9% (115)</b>	33.1% (93)	5.0% (14)	1.8% (5)	19.2% (54)	281
Find information on the web (Google, Yahoo, non-library sources)	32.9% (92)	<b>38.6% (108)</b>	7.9% (22)	1.4% (4)	19.3% (54)	280
Evaluate information sources critically	<b>55.6% (155)</b>	23.3% (65)	1.4% (4)	0.4% (1)	19.4% (54)	279
Provide correct citations for sources used	<b>48.0% (134)</b>	26.2% (73)	6.1% (17)	0.7% (2)	19.0% (53)	279
Know what constitutes plagiarism	<b>62.5% (173)</b>	17.7% (49)	0.7% (2)	0.4% (1)	18.8% (52)	277
					<b>answered question</b>	<b>281</b>
					<b>skipped question</b>	<b>7</b>

## 18. Give your assessment of current UNDERGRADUATE student performance in these areas.

	Satisfactory	Unsatisfactory	Not sure	N/A	Response Count
Select and refine research topics	<b>34.1% (95)</b>	25.4% (71)	18.3% (51)	22.2% (62)	279
Find information in the library (print or online)	<b>36.8% (103)</b>	26.1% (73)	14.3% (40)	22.9% (64)	280
Find information on the web (Google, Yahoo, non-library sources)	<b>57.5% (161)</b>	10.4% (29)	10.4% (29)	21.8% (61)	280
Evaluate information sources critically	16.5% (46)	<b>44.4% (124)</b>	17.9% (50)	21.1% (59)	279
Provide correct citations for sources used	26.9% (75)	<b>38.0% (106)</b>	14.0% (39)	21.1% (59)	279
Know what constitutes plagiarism	27.2% (76)	<b>32.6% (91)</b>	19.4% (54)	20.8% (58)	279
				Please comment.	36
				<b>answered question</b>	<b>280</b>
				<b>skipped question</b>	<b>8</b>

## 19. How important is the Library Information and Research course (LS 101) for UAF undergraduate students?

	Very important	Important	Not very important	Unimportant	No opinion	Response Count
LS 101 is:	19.3% (54)	22.9% (64)	6.4% (18)	4.3% (12)	<b>47.1% (132)</b>	280
					Please comment	49
					<b>answered question</b>	<b>280</b>
					<b>skipped question</b>	<b>8</b>

**20. Give your assessment of GRADUATE student performance in these areas when they enter your program.**

	Satisfactory	Unsatisfactory	Not sure	N/A	Response Count
Develop and refine research topics	<b>46.9% (129)</b>	15.3% (42)	7.3% (20)	30.5% (84)	275
Find information in the library (print or online)	<b>50.5% (139)</b>	10.5% (29)	9.1% (25)	29.8% (82)	275
Find information on the web (Google, Yahoo, non-library sources)	<b>60.0% (165)</b>	4.4% (12)	6.2% (17)	29.5% (81)	275
Evaluate information sources critically	<b>40.0% (110)</b>	18.5% (51)	12.4% (34)	29.1% (80)	275
Know what constitutes plagiarism	<b>46.4% (128)</b>	13.4% (37)	11.2% (31)	29.0% (80)	276
Familiarity with research materials and information in your field	<b>39.5% (109)</b>	21.7% (60)	9.8% (27)	29.0% (80)	276
Ability to conduct a literature review	<b>36.7% (101)</b>	24.0% (66)	9.1% (25)	30.2% (83)	275
Use citation software (e.g., EndNote) to manage references	22.2% (61)	26.5% (73)	17.8% (49)	<b>33.5% (92)</b>	275
				Please comment.	29
				<b>answered question</b>	<b>277</b>
				<b>skipped question</b>	<b>11</b>

## 21. How often do you use the following library services to support your teaching?

	Always	Most of the time	Sometimes	Rarely	Never	N/A	Response Count
Course reserves (hard copy)	6.5% (18)	11.5% (32)	23.0% (64)	14.4% (40)	18.3% (51)	<b>26.3%</b> <b>(73)</b>	278
Electronic course reserves (ERes)	7.2% (20)	6.2% (17)	17.8% (49)	12.7% (35)	<b>29.3%</b> <b>(81)</b>	26.8% (74)	276
Library links on Blackboard	9.1% (25)	8.0% (22)	17.9% (49)	10.9% (30)	<b>27.7%</b> <b>(76)</b>	26.3% (72)	274
Have a librarian meet with your class to discuss information resources	1.4% (4)	2.9% (8)	12.6% (35)	11.9% (33)	<b>44.4%</b> <b>(123)</b>	26.7% (74)	277
Have a librarian assist in designing class assignments involving library research	0.4% (1)	1.4% (4)	4.0% (11)	10.9% (30)	<b>55.8%</b> <b>(154)</b>	27.5% (76)	276
						Please comment.	35
						<b>answered question</b>	<b>278</b>
						<b>skipped question</b>	<b>10</b>



## 22. Please rate your satisfaction with the library services listed below.

	Very satisfied	Satisfied	Dissatisfied	Very dissatisfied	Don't use	Don't know about it	Response Count
UAF libraries catalog (Goldmine)	21.1% (59)	<b>60.7%</b> <b>(170)</b>	6.8% (19)	1.4% (4)	8.2% (23)	1.8% (5)	280
Course reserves (in library)	16.1% (45)	<b>40.1%</b> <b>(112)</b>	0.4% (1)	0.0% (0)	38.0% (106)	5.4% (15)	279
Electronic course reserves (ERes)	16.5% (46)	25.2% (70)	0.7% (2)	0.0% (0)	<b>48.6%</b> <b>(135)</b>	9.0% (25)	278
Interlibrary Loan of books and other materials	<b>44.3%</b> <b>(124)</b>	39.3% (110)	1.4% (4)	1.4% (4)	12.1% (34)	1.4% (4)	280
Journal article delivery	<b>38.0%</b> <b>(106)</b>	35.1% (98)	2.9% (8)	0.0% (0)	16.5% (46)	7.5% (21)	279
Librarian class presentation or session	8.7% (24)	16.6% (46)	0.7% (2)	0.0% (0)	<b>59.6%</b> <b>(165)</b>	14.4% (40)	277
Staff assistance (in library or remotely)	31.4% (88)	<b>43.6%</b> <b>(122)</b>	3.2% (9)	0.0% (0)	20.4% (57)	1.4% (4)	280
Functionality of library computers	6.5% (18)	30.5% (85)	3.6% (10)	0.7% (2)	<b>50.2%</b> <b>(140)</b>	8.6% (24)	279
Access to library computers	8.6% (24)	31.3% (87)	2.5% (7)	0.7% (2)	<b>49.6%</b> <b>(138)</b>	7.2% (20)	278
UAF libraries web site	17.0% (47)	<b>63.9%</b> <b>(177)</b>	5.4% (15)	1.1% (3)	10.8% (30)	1.8% (5)	277
Media Equipment service	10.8% (30)	32.5% (90)	2.9% (8)	0.4% (1)	<b>45.8%</b> <b>(127)</b>	7.6% (21)	277
					Please comment.		33
					<b>answered question</b>		<b>282</b>
					<b>skipped question</b>		<b>6</b>






**23. What additional library services would you find useful? Please mark up to 5 below.**

		Response Percent	Response Count
More areas for quiet work and study space in libraries		16.0%	39
Make it easier to use library services with mobile devices such as smart phones and PDAs		27.6%	67
Online library tutorials, workshops, and other guides through podcasts, streaming video, etc.		31.3%	76
Expand consultation services on finding and evaluating research materials		21.8%	53
Online audio downloads		21.4%	52
Develop and manage a digital archive for UAF faculty and student research and publications		47.3%	115
Provide support for organizing and archiving your research data and related materials		32.1%	78
Delivery of books and other library items to your campus office		27.2%	66
Wireless printing		22.2%	54
<b>Provide more online books</b>		<b>61.3%</b>	<b>149</b>
	Other (please specify).		35
<b>answered question</b>			<b>243</b>
<b>skipped question</b>			<b>45</b>

## 24. How significant is the contribution the UAF libraries make to you:

	Very significant	Significant	Not very significant	Insignificant	N/A	Response Count
Keeping current in your field	36.1% (101)	<b>38.2% (107)</b>	16.8% (47)	3.6% (10)	5.4% (15)	280
Finding information in related fields or new areas	33.9% (95)	<b>40.4% (113)</b>	15.7% (44)	3.9% (11)	6.1% (17)	280
Being a more effective researcher	33.3% (93)	<b>36.2% (101)</b>	16.1% (45)	3.2% (9)	11.1% (31)	279
Being a more effective instructor	21.6% (60)	<b>33.8% (94)</b>	20.1% (56)	5.0% (14)	19.4% (54)	278
Enriching student learning experiences	25.2% (70)	<b>41.4% (115)</b>	15.8% (44)	1.8% (5)	15.8% (44)	278
Making more efficient use of your time	24.0% (67)	<b>37.3% (104)</b>	21.5% (60)	8.2% (23)	9.0% (25)	279
Recruiting colleagues and students to UAF	7.6% (21)	19.1% (53)	26.0% (72)	20.9% (58)	<b>26.4% (73)</b>	277
					Please comment.	13
					<b>answered question</b>	<b>280</b>
					<b>skipped question</b>	<b>8</b>

## 25. Rate your overall satisfaction with UAF libraries.

	Response Percent	Response Count
Very satisfied 	24.8%	70
<b>Satisfied</b> 	<b>68.8%</b>	<b>194</b>
Dissatisfied 	4.3%	12
Very dissatisfied 	0.4%	1
N/A 	1.8%	5
	Please comment.	21
	<b>answered question</b>	<b>282</b>
	<b>skipped question</b>	<b>6</b>

