




1. What is your primary campus affiliation?		
	Response Percent	Response Count
Fairbanks Campus (includes Fairbanks programs at other locations)	96.0%	340
UAF Community and Technical College (formerly Tanana Valley Campus)	0.0%	0
Bristol Bay Campus	0.6%	2
Center for Distance Education	0.6%	2
Chukchi Campus	0.6%	2
Inter-Aleutians Campus	0.0%	0
Kuskokwim Campus	0.0%	0
Northwest Campus	0.3%	1
Other	2.0%	7
Please tell us which campus.		41
answered question		354
skipped question		5

2. What is your field of study at UAF?

Graduate degree programs

	Anthropology	Arctic Engineering	Art	Atmospheric Sciences
Please select the appropriate degree program for your Master's or Ph.D. (This list of programs is taken from http://www.uaf.edu/catalog/catalog_10-11/pdf/01_Degrees_Programs.pdf)	3.2% (11)	0.6% (2)	0.6% (2)	0.3% (1)

3. What is your degree program?

	Response Percent	Response Count
Doctoral 	34.2%	121
Master's 	64.7%	229
Other 	1.1%	4
Please specify.		20
answered question		354
skipped question		5

4. How important are the following sources of information for your course work and research projects?

	Very important	Important	Not very important	Unimportant	Response Count
UAF libraries (including UAF libraries-provided online resources)	80.3% (286)	15.2% (54)	4.2% (15)	0.3% (1)	356
Web sources (not provided by UAF libraries)	61.0% (213)	31.8% (111)	6.0% (21)	1.1% (4)	349
Department-owned resources	25.5% (89)	33.5% (117)	36.1% (126)	4.9% (17)	349
Personal books, journals, files, etc.	39.1% (137)	42.9% (150)	14.9% (52)	3.1% (11)	350
Faculty or other students	53.1% (187)	39.8% (140)	5.7% (20)	1.4% (5)	352
Librarians	25.4% (89)	44.9% (157)	24.0% (84)	5.7% (20)	350
	answered question				356
	skipped question				3

5. How often do you use the following methods to visit or access the UAF libraries?

	Daily	Several times a week	Once a week	A few times a month	A few times a semester	Never	Response Count
Visit libraries in person	2.3% (8)	15.6% (55)	18.7% (66)	22.9% (81)	31.7% (112)	8.8% (31)	353
Use computer on campus (dorm or other building) to access libraries	23.1% (81)	33.4% (117)	10.9% (38)	7.7% (27)	12.0% (42)	12.9% (45)	350
Use computer off-campus to access libraries	16.2% (57)	32.7% (115)	11.4% (40)	15.1% (53)	11.1% (39)	13.6% (48)	352
If you haven't used the library yet this year, please tell us why.							14
	answered question						356
	skipped question						3

6. When you visit the UAF libraries IN PERSON how often do you:

	Daily	Several times a week	Once a week	A few times a month	A few times a semester	Never	Response Count
Look for a print journal article	3.0% (10)	8.3% (28)	7.4% (25)	14.2% (48)	40.8% (138)	26.3% (89)	338
Look for a book	2.0% (7)	8.5% (29)	13.1% (45)	25.1% (86)	38.8% (133)	12.5% (43)	343
Look for an online journal article	8.8% (30)	17.7% (60)	7.4% (25)	14.5% (49)	20.6% (70)	31.0% (105)	339
Consult library staff	0.0% (0)	3.8% (13)	8.9% (30)	15.7% (53)	45.6% (154)	26.0% (88)	338
Photocopy	0.3% (1)	1.8% (6)	4.1% (14)	9.1% (31)	30.4% (103)	54.3% (184)	339
Print	0.6% (2)	4.4% (15)	2.9% (10)	7.9% (27)	21.8% (74)	62.4% (212)	340
Use library computers to find information for your academic work	1.2% (4)	6.7% (23)	6.7% (23)	12.9% (44)	33.9% (116)	38.6% (132)	342
Use library computers for other purposes	0.3% (1)	3.8% (13)	4.7% (16)	9.5% (32)	24.3% (82)	57.4% (194)	338
Bring your own computer and use wireless connection	7.9% (27)	13.8% (47)	7.3% (25)	17.9% (61)	24.3% (83)	28.7% (98)	341
Use as place to do individual work	3.8% (13)	12.3% (42)	10.0% (34)	15.8% (54)	27.9% (95)	30.2% (103)	341
Use as place to do group work	1.5% (5)	3.2% (11)	6.5% (22)	9.4% (32)	26.8% (91)	52.5% (178)	339
Use media collections (videos, DVDs)	0.3% (1)	2.6% (9)	6.7% (23)	16.4% (56)	26.1% (89)	47.8% (163)	341
Use media equipment (digital cameras, camcorders laptops, etc.)	0.3% (1)	1.5% (5)	2.6% (9)	5.9% (20)	28.7% (98)	61.0% (208)	341
Use special collections (e.g., government documents, archives, etc.)	0.0% (0)	3.0% (10)	2.7% (9)	9.5% (32)	28.1% (95)	56.8% (192)	338
					answered question		346
					skipped question		13

7. Which library do you use most often?

	Response Percent	Response Count
Rasmuson Library	54.3%	191
BioSciences Library	23.3%	82
Geophysical Institute Library (Keith B. Mather) Library	9.4%	33
Use library's online resources only	10.2%	36
Other	2.8%	10
If other, please tell us which library you use and why.		22
answered question		352
skipped question		7

8. Which of the following resources do you use when you need information on a research topic?

	Always	Most of the time	Sometimes	Rarely	Never	Response Count
UAF libraries catalog (Goldmine)	28.7% (101)	30.4% (107)	25.3% (89)	10.2% (36)	5.4% (19)	352
Libraries-provided article index such as Academic Search Premier, Web of Science, etc.	40.4% (139)	25.9% (89)	14.8% (51)	10.5% (36)	8.4% (29)	344
Full-text journal articles (UAF Journals List)	44.6% (154)	24.3% (84)	17.1% (59)	8.1% (28)	5.8% (20)	345
Internet search on Google, GoogleScholar, Yahoo, etc.	47.2% (166)	28.1% (99)	18.5% (65)	5.1% (18)	1.1% (4)	352
Publisher or scholarly society web site	15.4% (53)	18.0% (62)	40.0% (138)	20.3% (70)	6.4% (22)	345
Faculty or other students	8.6% (30)	17.8% (62)	51.3% (179)	16.6% (58)	5.7% (20)	349
Librarians	2.6% (9)	5.2% (18)	29.0% (100)	38.0% (131)	25.2% (87)	345
Library assistance via phone, email, or online chat	1.5% (5)	2.3% (8)	15.5% (53)	29.2% (100)	51.6% (177)	343
				Other (please specify).		12
				answered question		355
				skipped question		4

9. How often do you use the UAF libraries' web site to:

	Daily	Several times a week	Once a week	A few times a month	A few times a semester	Never	Response Count
Search the UAF libraries' catalog (Goldmine)	8.3% (29)	29.5% (103)	15.5% (54)	20.3% (71)	18.6% (65)	7.7% (27)	349
Search an article index such as Academic Search Premier, Web of Science	14.9% (52)	31.9% (111)	14.4% (50)	12.4% (43)	14.7% (51)	11.8% (41)	348
Look for online journal articles	15.3% (54)	36.9% (130)	13.9% (49)	12.8% (45)	14.2% (50)	6.8% (24)	352
Look for online books	6.6% (23)	19.5% (68)	9.5% (33)	19.0% (66)	25.6% (89)	19.8% (69)	348
Look for digitized collections or images	4.3% (15)	9.6% (33)	6.4% (22)	13.0% (45)	22.9% (79)	43.8% (151)	345
Consult with library staff (via email)	0.9% (3)	1.7% (6)	2.6% (9)	6.4% (22)	28.0% (97)	60.4% (209)	346
Look for information about the UAF libraries (e.g., hours, events, etc.)	0.9% (3)	4.4% (15)	6.7% (23)	15.2% (52)	42.9% (147)	30.0% (103)	343
					Other (please specify).		9
					answered question		353
					skipped question		6

10. Please indicate the importance of these sources to your course work and research.

	Very important	Important	Not very important	Unimportant	Response Count
Books	42.3% (149)	43.2% (152)	11.4% (40)	3.1% (11)	352
Journals	84.7% (298)	12.2% (43)	2.3% (8)	0.9% (3)	352
Numeric or scientific datasets such as census, GIS, genome, etc.	25.3% (88)	22.1% (77)	33.0% (115)	19.5% (68)	348
Article databases (e.g., Academic Search Premier, Web of Science, PsycINFO, etc.)	66.1% (230)	19.5% (68)	9.8% (34)	4.6% (16)	348
Manuscripts or archival materials	20.5% (71)	30.3% (105)	34.1% (118)	15.0% (52)	346
Newspapers	3.8% (13)	13.7% (47)	41.6% (143)	41.0% (141)	344
Visual media (e.g., films, DVD or VHS videos)	3.7% (13)	14.1% (49)	43.1% (150)	39.1% (136)	348
Audio media (e.g., CDs, MP3s, audiobooks, LPs, etc.)	3.4% (12)	11.5% (40)	42.1% (147)	43.0% (150)	349
Federal government documents	10.8% (38)	26.5% (93)	32.2% (113)	30.5% (107)	351
Maps	13.4% (47)	23.4% (82)	35.6% (125)	27.6% (97)	351
	answered question				354
	skipped question				5

11. Do the UAF libraries have the materials you need for your course work and research?

	Always	Most of the time	Sometimes	Rarely	Never	N/A	Response Count
Books	10.4% (37)	48.5% (172)	27.0% (96)	4.2% (15)	0.8% (3)	9.0% (32)	355
Journals	12.7% (45)	57.6% (204)	23.2% (82)	3.4% (12)	0.0% (0)	3.1% (11)	354
Databases/indexes	10.5% (37)	42.9% (151)	17.6% (62)	4.0% (14)	0.3% (1)	24.7% (87)	352
Media materials, such as DVDs or CDs	3.2% (11)	15.9% (55)	19.0% (66)	3.5% (12)	2.0% (7)	56.5% (196)	347
						Please comment.	39
						answered question	356
						skipped question	3




12. If the UAF libraries don't have the book you need, do you:

	Always	Most of the time	Sometimes	Rarely	Never	Response Count	
Request it through Interlibrary Loan (ILLiad)	31.7% (111)	26.0% (91)	15.7% (55)	11.7% (41)	14.9% (52)	350	
Request the libraries purchase the book	0.6% (2)	2.0% (7)	14.6% (50)	22.2% (76)	60.6% (208)	343	
Purchase it on my own	3.7% (13)	18.6% (65)	40.1% (140)	21.2% (74)	16.3% (57)	349	
Borrow from instructor or other student	3.2% (11)	20.6% (72)	47.0% (164)	15.2% (53)	14.0% (49)	349	
Find another book to use	3.4% (12)	25.9% (90)	46.3% (161)	12.6% (44)	11.8% (41)	348	
						answered question	352
						skipped question	7

13. If the UAF libraries don't have the journals you need, do you:

	Always	Most of the time	Sometimes	Rarely	Never	Response Count
Request articles through Interlibrary Loan (ILLiad)	42.5% (147)	17.6% (61)	14.7% (51)	9.0% (31)	16.2% (56)	346
Request that the libraries subscribe to the journal	2.6% (9)	5.2% (18)	15.7% (54)	20.9% (72)	55.7% (192)	345
Purchase articles online	1.8% (6)	3.5% (12)	12.4% (42)	18.3% (62)	64.0% (217)	339
Find a different journal article	8.1% (28)	24.6% (85)	40.5% (140)	13.3% (46)	13.6% (47)	346
<i>answered question</i>						349
<i>skipped question</i>						10

14. How satisfied are you with the UAF libraries collections?

	Response Percent	Response Count
Very satisfied 	26.8%	94
Satisfied 	68.7%	241
Dissatisfied 	4.6%	16
Very dissatisfied	0.0%	0
Please comment.		72
<i>answered question</i>		351
<i>skipped question</i>		8

15. The Alaska and Polar Regions Collections include archives, manuscripts, rare photographs, books, periodicals, oral histories, and archival films about Alaska, the Circumpolar North, and Antarctica. What uses do you make of these collections?

	Use for my own research	Assign research to students	Know about but don't use	Don't know about	Response Count	
Archives and Manuscripts	19.7% (68)	2.0% (7)	45.1% (156)	35.0% (121)	346	
Rare Maps	8.1% (28)	0.3% (1)	50.3% (174)	41.6% (144)	346	
Alaska's Digital Archives (ViLDA)	9.8% (34)	1.4% (5)	43.9% (152)	46.0% (159)	346	
Oral Histories	7.8% (27)	2.6% (9)	44.5% (154)	46.5% (161)	346	
Project Jukebox	7.5% (26)	1.7% (6)	37.5% (130)	55.0% (191)	347	
Alaska & Polar Periodical Index	14.4% (50)	1.4% (5)	40.6% (141)	44.1% (153)	347	
Alaska Book and Journal Collections	23.6% (82)	3.2% (11)	37.4% (130)	37.4% (130)	348	
Alaska Film Archives	4.6% (16)	1.2% (4)	53.3% (185)	41.8% (145)	347	
Digital Photographic Services/Alaska History Store	6.4% (22)	1.7% (6)	46.5% (160)	46.2% (159)	344	
				Please comment	33	
					answered question	351
					skipped question	8

16. Rate the importance of each of the following for your course work and research.

	Very important	Important	Not very important	Unimportant	Response Count
Develop and refine research topics	71.8% (252)	24.2% (85)	3.4% (12)	0.6% (2)	351
Find information in the library (print or online)	65.1% (229)	27.3% (96)	6.5% (23)	1.1% (4)	352
Find information on the web (Google, Yahoo, non-library sources)	58.1% (204)	33.3% (117)	8.5% (30)	0.0% (0)	351
Evaluate information sources critically	67.6% (236)	26.9% (94)	5.2% (18)	0.3% (1)	349
Know what constitutes plagiarism	63.6% (222)	26.9% (94)	7.7% (27)	1.7% (6)	349
Familiarity with research materials and information in your field	77.5% (272)	20.2% (71)	2.0% (7)	0.3% (1)	351
Ability to conduct a literature review	72.4% (254)	19.9% (70)	5.4% (19)	2.3% (8)	351
Use citation software (e.g., EndNote) to manage references	48.0% (168)	29.4% (103)	18.9% (66)	3.7% (13)	350
				<i>answered question</i>	353
				<i>skipped question</i>	6











17. How useful are the following for your course work and research?

	Very useful	Useful	Not useful	Don't know about it	Response Count
"Resources by subject" page on the UAF libraries web site	31.1% (109)	38.0% (133)	13.4% (47)	17.4% (61)	350
Library research assistance (in-person, web, email, phone)	21.1% (74)	39.7% (139)	18.6% (65)	20.6% (72)	350
Course reserves	18.9% (66)	39.8% (139)	21.5% (75)	19.8% (69)	349
Research consultation appointment with librarian	8.3% (29)	21.8% (76)	21.0% (73)	48.9% (170)	348
Librarian class presentation or session	10.4% (36)	25.4% (88)	23.6% (82)	40.6% (141)	347
Discussion with librarian at reference desk	12.4% (43)	53.2% (185)	17.8% (62)	16.7% (58)	348
				Please comment.	31
				answered question	352
				skipped question	7

18. How easy do the UAF libraries make it for you to:

	Very easy	Easy	Difficult	Very difficult	N/A	Response Count
Use the UAF libraries catalog (Goldmine) to find books/journals	42.8% (151)	43.9% (155)	6.8% (24)	2.0% (7)	4.5% (16)	353
Locate a book on the library shelves	32.6% (115)	50.1% (177)	5.1% (18)	1.4% (5)	10.8% (38)	353
Use Interlibrary Loan to request a book or journal article not available at UAF	41.8% (146)	36.7% (128)	7.2% (25)	1.1% (4)	13.2% (46)	349
Find the full text of a journal article	33.6% (118)	50.7% (178)	9.7% (34)	0.9% (3)	5.1% (18)	351
Find media items such as music, films, images	14.4% (50)	28.2% (98)	6.3% (22)	1.7% (6)	49.3% (171)	347
Reserve or use a group study room	12.6% (44)	22.9% (80)	3.7% (13)	0.0% (0)	60.9% (213)	350
Access library online resources from off-campus	26.6% (93)	39.7% (139)	13.4% (47)	3.4% (12)	16.9% (59)	350
					Please comment.	48
					answered question	354
					skipped question	5

19. What kinds of information technology do you use regularly? Please check all that apply.

		Response Percent	Response Count
Laptop computer		94.8%	331
Smart phone (combination cell phone and PDA, e.g., iPhone, Blackberry, Treo)		33.5%	117
Digital camera or camcorder		68.5%	239
iPod or other MP3 device		65.9%	230
Text messaging		61.3%	214
Instant messaging		37.0%	129
Email		97.7%	341
Social computing, e.g., Facebook, Twitter		66.8%	233
Blogs		19.2%	67
Wikis		36.7%	128
	Other (please specify).		13
answered question			349
skipped question			10

20. Please rate your satisfaction with the library services listed below.

	Very satisfied	Satisfied	Dissatisfied	Very dissatisfied	Don't use	Don't know about it	Response Count
UAF libraries catalog (Goldmine)	30.3% (107)	59.8% (211)	4.0% (14)	1.7% (6)	3.1% (11)	1.1% (4)	353
Course reserves (in library)	11.2% (39)	42.8% (149)	1.7% (6)	0.9% (3)	32.2% (112)	11.2% (39)	348
Electronic course reserves (ERes)	16.0% (56)	36.1% (126)	2.3% (8)	0.6% (2)	28.7% (100)	16.3% (57)	349
Photocopying in library	5.1% (18)	32.5% (114)	8.8% (31)	2.6% (9)	44.2% (155)	6.8% (24)	351
Printing in library	3.5% (12)	27.4% (95)	8.1% (28)	3.2% (11)	51.3% (178)	6.6% (23)	347
Interlibrary Loan of books and other materials	36.4% (127)	41.3% (144)	4.3% (15)	0.6% (2)	14.0% (49)	3.4% (12)	349
Journal article delivery	34.3% (119)	39.8% (138)	2.3% (8)	1.2% (4)	15.6% (54)	6.9% (24)	347
Librarian class presentation or session	7.8% (27)	24.9% (86)	1.7% (6)	0.3% (1)	45.1% (156)	20.2% (70)	346
Staff assistance (in library or remotely)	22.9% (80)	45.6% (159)	2.0% (7)	1.1% (4)	23.8% (83)	4.6% (16)	349
Functionality of library computers	10.1% (35)	38.2% (133)	9.2% (32)	1.7% (6)	36.5% (127)	4.3% (15)	348
Access to library computers	13.3% (46)	43.9% (152)	3.5% (12)	0.6% (2)	35.3% (122)	3.5% (12)	346
UAF libraries' web site	23.9% (84)	61.8% (217)	6.0% (21)	2.0% (7)	5.1% (18)	1.1% (4)	351
Media Equipment service	10.1% (35)	29.8% (103)	2.6% (9)	0.6% (2)	46.5% (161)	10.4% (36)	346
Individual study space in library	13.8% (48)	43.8% (152)	4.0% (14)	1.4% (5)	32.0% (111)	4.9% (17)	347
Group study space in library	10.6% (37)	32.5% (113)	3.7% (13)	0.9% (3)	41.1% (143)	11.2% (39)	348

Reserved study carrels	5.8% (20)	15.1% (52)	2.0% (7)	0.3% (1)	54.5% (188)	22.3% (77)	345
Please comment:							37
answered question							353
skipped question							6

21. What additional services would you like the library to provide?

	Response Percent	Response Count
More areas for quiet work and study in libraries	32.6%	98
Make it easier to use library services with mobile devices such as smart phones and PDAs	29.9%	90
Online library tutorials, workshops, and other guides through podcasts, streaming video, etc.	28.2%	85
Expand consultation services on finding and evaluating research materials	19.3%	58
Online audio downloads	24.3%	73
More computers in libraries	14.0%	42
More laptops for checkout	12.0%	36
More reservable group study spaces	10.3%	31
Develop and manage a digital archive for UAF faculty and student research and publications	48.2%	145
Provide support for organizing and managing your information and data sets	29.6%	89
Wireless printing	39.5%	119
Provide more online books	54.8%	165
Other (please specify).		52





answered question 301

skipped question 58

22. How significant is the contribution the UAF libraries make to you?

	Very significant	Significant	Not very significant	Insignificant	N/A	Response Count
Keeping current in your field	45.8% (162)	38.4% (136)	12.4% (44)	2.0% (7)	1.4% (5)	354
Finding information in related fields or new areas	46.6% (165)	38.7% (137)	11.9% (42)	0.8% (3)	2.0% (7)	354
Being a more effective researcher	49.0% (173)	35.7% (126)	11.6% (41)	2.0% (7)	1.7% (6)	353
Being a more effective instructor	15.5% (54)	21.2% (74)	13.8% (48)	3.4% (12)	46.1% (161)	349
Enriching your learning experiences	40.9% (144)	41.5% (146)	13.6% (48)	2.0% (7)	2.0% (7)	352
Making more efficient use of your time	39.9% (139)	38.2% (133)	15.5% (54)	3.7% (13)	2.6% (9)	348
Deciding to attend UAF	8.3% (29)	12.6% (44)	22.3% (78)	35.8% (125)	20.9% (73)	349
					Please comment.	19
					<i>answered question</i>	355
					<i>skipped question</i>	4

23. Rate your overall satisfaction with UAF libraries.

	Response Percent	Response Count
Very satisfied 	31.3%	111
Satisfied 	65.1%	231
Dissatisfied 	3.4%	12
Very dissatisfied 	0.3%	1
Please comment.		36
	<i>answered question</i>	355
	<i>skipped question</i>	4