

UAF Libraries Undergraduate Student Library Use Survey Fall 2010

1. What is your primary campus affiliation?		
	Response Percent	Response Count
Fairbanks Campus (includes Fairbanks programs at other locations)	89.4%	760
UAF Community and Technical College (formerly Tanana Valley Campus)	5.2%	44
Bristol Bay Campus	0.5%	4
Center for Distance Education	2.2%	19
Chukchi Campus	0.2%	2
Interior-Aleutians Campus	0.9%	8
Kuskokwim Campus	0.6%	5
Northwest Campus	0.4%	3
Other	0.6%	5
Please tell us which campus.		111
	answered question	850
	skipped question	5

2. What is your major or program of study at UAF? (This list of UAF programs


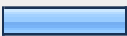






1st major or program of study

	Accounting	Accounting, Applied	Accounting Technician	Administrative Assistant	Airframe
Declared major or program, or undeclared	3.5% (29)	0.4% (3)	0.0% (0)	0.0% (0)	0.0% (0)

2nd major or program of study (or minor)

	Accounting	Accounting, Applied	Accounting Technician	Administrative Assistant	Airframe
Declared major or program, or undeclared	1.1% (4)	0.0% (0)	0.0% (0)	0.0% (0)	0.0% (0)

3. What is your class standing at UAF?

		Response Percent	Response Count
Freshman (0-29 credits earned)		21.9%	186
Sophomore (30-59 credits earned)		18.1%	154
Junior (60-89 credits earned)		21.1%	179
Senior (90 credits earned or more)		31.5%	268
Associate's Degree program		1.9%	16
Certificate or Licensure program, or Occupational Endorsement		0.5%	4
Non-degree seeking		2.9%	25
Other		2.1%	18
	Please tell us your status.		50
answered question			850
skipped question			5

4. How important are the following sources of information for your course work and assignments?

	Very important	Important	Not very important	Unimportant	Response Count
UAF Libraries (including UAF Libraries-provided online resources)	52.0% (442)	36.4% (309)	9.5% (81)	2.1% (18)	850
Web sources (not provided by UAF Libraries)	49.0% (412)	42.0% (353)	8.0% (67)	1.1% (9)	841
Electronic course resources (e.g. website, Blackboard, etc.)	67.6% (571)	26.2% (221)	5.9% (50)	0.4% (3)	845
Printed course materials (e.g. purchased textbooks, course packs, etc.)	55.9% (474)	34.6% (293)	8.7% (74)	0.8% (7)	848
Faculty or other students	45.5% (385)	42.4% (359)	11.3% (96)	0.7% (6)	846
Help from library employees	20.3% (171)	39.2% (331)	30.9% (261)	9.6% (81)	844
	<i>answered question</i>				851
	<i>skipped question</i>				4

5. How often do you use the following methods to visit or access the UAF libraries?

	Daily	Several times a week	Once a week	A few times a month	A few times a semester	Never	Response Count
Visit libraries in person	18.2% (154)	28.6% (242)	14.1% (119)	15.9% (134)	16.2% (137)	7.0% (59)	845
Use computer on campus (dorm or other building) to access libraries	21.7% (182)	22.3% (187)	14.5% (122)	15.2% (128)	12.7% (107)	13.6% (114)	840
Use computer off-campus to access libraries	14.1% (118)	19.0% (159)	15.0% (126)	14.1% (118)	17.5% (147)	20.4% (171)	839
If you haven't used the UAF libraries yet this year, please tell us why.							68
	<i>answered question</i>						848
	<i>skipped question</i>						7

6. When you visit the UAF libraries IN PERSON how often do you:

	Daily	Several times a week	Once a week	A few times a month	A few times a semester	Never	Response Count
Look for a print journal article	0.8% (7)	5.3% (44)	10.1% (84)	15.3% (127)	34.9% (290)	33.6% (279)	831
Look for a book	2.1% (18)	9.5% (80)	12.5% (105)	24.7% (207)	35.3% (296)	15.9% (133)	839
Look for an online journal article	2.6% (21)	10.8% (89)	13.0% (107)	25.4% (209)	27.5% (226)	20.8% (171)	823
Consult library staff	1.8% (15)	4.3% (36)	11.0% (91)	20.7% (171)	35.5% (294)	26.7% (221)	828
Use library computers to find information for your academic work	5.1% (42)	16.1% (134)	12.3% (102)	19.7% (164)	24.4% (203)	22.4% (186)	831
Use library computers for other purposes	5.5% (46)	13.6% (113)	10.0% (83)	16.5% (137)	21.2% (176)	33.3% (277)	832
Bring your own computer and use wireless connection	20.1% (168)	20.1% (168)	12.4% (103)	13.3% (111)	13.2% (110)	20.9% (174)	834
Use as place to do individual work	22.6% (189)	24.6% (206)	13.9% (116)	11.8% (99)	14.7% (123)	12.3% (103)	836
Use as place to do group work	7.4% (61)	11.8% (98)	14.6% (121)	18.1% (150)	27.4% (227)	20.7% (172)	829
Check out media materials (videos, DVDs, CDs)	2.0% (17)	5.5% (46)	9.3% (78)	14.9% (125)	30.1% (252)	38.2% (320)	838
Check out media equipment (digital cameras, camcorders, laptops, etc.)	1.0% (8)	3.6% (30)	3.8% (32)	9.5% (79)	22.2% (185)	60.0% (501)	835
Use special collections, e.g., government documents or archives, etc.	1.0% (8)	2.9% (24)	3.2% (27)	8.4% (70)	24.2% (201)	60.3% (502)	832
answered question							841
skipped question							14

7. Which library do you use most often?

	Response Percent	Response Count
Rasmuson Library	83.2%	705
BioSciences Library	4.5%	38
Geophysical Institute (Keith B. Mather) Library	1.1%	9
Use library's online resources only	7.4%	63
Other	3.8%	32
If other, please tell us which library you use and why.		46
answered question		847
skipped question		8

8. What resources do you use when you need information on a research topic?

	Always	Most of the time	Sometimes	Rarely	Never	Response Count
UAF Libraries catalog (Goldmine)	28.5% (240)	29.7% (250)	21.7% (183)	10.3% (87)	9.7% (82)	842
Libraries-provided article index such as Academic Search Premier, Web of Science, etc.	20.5% (173)	23.2% (195)	27.9% (235)	13.9% (117)	14.5% (122)	842
Full-text journal articles (UAF Journals List)	18.6% (157)	19.3% (163)	30.5% (257)	16.1% (136)	15.4% (130)	843
Internet search on Google, GoogleScholar, Yahoo, etc.	42.8% (363)	32.7% (277)	17.3% (147)	4.5% (38)	2.7% (23)	848
Publisher or scholarly society web site	11.5% (96)	21.4% (178)	30.1% (251)	22.0% (183)	15.0% (125)	833
Faculty or other students	8.2% (69)	17.5% (147)	33.5% (282)	27.3% (230)	13.4% (113)	841
Librarians	5.0% (42)	8.9% (75)	28.3% (238)	31.0% (260)	26.8% (225)	840
Library assistance via phone, email, or online chat	2.5% (21)	4.3% (36)	15.2% (127)	23.4% (196)	54.6% (457)	837
				Other (please specify).		10
				answered question		849
				skipped question		6

9. How often do you use the UAF libraries web site to:

	Daily	Several times a week	Once per week	A few times a month	A few times a semester	Never	Response Count
Search the UAF libraries catalog (Goldmine)	4.6% (39)	19.3% (163)	16.8% (142)	22.0% (186)	25.4% (215)	11.8% (100)	845
Search an article index such as Academic Search Premier, Web of Science	3.4% (29)	17.0% (144)	12.2% (103)	22.0% (186)	25.7% (217)	19.6% (166)	845
Look for online journal articles	4.4% (37)	15.8% (133)	13.9% (117)	21.9% (185)	26.8% (226)	17.3% (146)	844
Look for online books	3.6% (30)	10.8% (91)	12.8% (108)	21.1% (178)	27.7% (233)	24.0% (202)	842
Look for digitized collections or images	2.4% (20)	8.9% (75)	8.5% (71)	17.9% (150)	24.9% (209)	37.5% (315)	840
Consult with library staff via email or online chat	1.1% (9)	2.9% (24)	4.5% (38)	8.8% (74)	16.9% (142)	65.9% (555)	842
Look for information about the UAF libraries (e.g., hours, events, etc.)	1.7% (14)	6.4% (54)	10.1% (85)	16.8% (141)	33.8% (284)	31.2% (262)	840
					Other (please specify).		6
					answered question		846
					skipped question		9

10. Excluding required textbooks, do the UAF libraries have the materials you need for your course work and assignments?

	Always	Most of the time	Sometimes	Rarely	Never	N/A	Response Count
Books	17.0% (143)	41.7% (351)	21.5% (181)	5.0% (42)	2.1% (18)	12.7% (107)	842
Journals	14.0% (118)	41.4% (348)	19.9% (167)	5.7% (48)	1.9% (16)	17.1% (144)	841
Databases/indexes	16.8% (141)	37.1% (312)	19.4% (163)	5.2% (44)	2.3% (19)	19.2% (161)	840
Media materials, e.g., DVDs and CDs	11.5% (96)	30.0% (251)	19.8% (166)	8.4% (70)	3.2% (27)	27.1% (227)	837
						Please comment.	62
						answered question	844
						skipped question	11





11. If the UAF libraries don't have the book you need, do you:

	Always	Most of the time	Sometimes	Rarely	Never	Response Count	
Request it through Interlibrary Loan (ILLiad)	8.3% (69)	16.4% (137)	20.1% (168)	19.2% (160)	36.0% (301)	835	
Request the libraries purchase the book	1.6% (13)	4.8% (40)	12.1% (100)	25.2% (209)	56.3% (467)	829	
Purchase it on my own	6.5% (54)	23.6% (196)	30.4% (253)	21.8% (181)	17.8% (148)	832	
Borrow from instructor or other student	3.9% (32)	24.4% (203)	37.3% (310)	18.3% (152)	16.1% (134)	831	
Find another book to use	7.8% (65)	40.1% (334)	32.8% (273)	8.6% (72)	10.7% (89)	833	
						answered question	840
						skipped question	15





12. If the UAF libraries don't have the journals you need do you:

	Always	Most of the time	Sometimes	Rarely	Never	Response Count
Request articles through Interlibrary Loan (ILLiad)	9.0% (75)	12.0% (100)	17.5% (146)	17.5% (146)	44.1% (368)	835
Request that the libraries subscribe to the journal	2.2% (18)	5.8% (48)	16.3% (136)	20.3% (169)	55.5% (462)	833
Purchase articles online	1.4% (12)	4.7% (39)	14.3% (119)	22.7% (188)	56.9% (472)	830
Find a different journal article	14.7% (123)	39.0% (325)	24.5% (204)	6.2% (52)	15.6% (130)	834
<i>answered question</i>						839
<i>skipped question</i>						16

13. How satisfied are you with the UAF libraries collections, both physical and online?

	Response Percent	Response Count
Very satisfied 	29.3%	246
Satisfied 	65.6%	552
Dissatisfied 	4.8%	40
Very dissatisfied 	0.4%	3
Please comment.		164
<i>answered question</i>		841
<i>skipped question</i>		14

14. How many of your UAF courses have required you to conduct library and information research for term papers, assignments or projects?

	Response Percent	Response Count
Most 	35.5%	300
Some 	38.7%	327
Very few 	20.7%	175
None 	5.0%	42
<i>answered question</i>		844
<i>skipped question</i>		11

15. For your courses that involved library and information research how many required you to do the following?

	Most	Some	Very few	None	Response Count
Choose and refine topics for assignments, papers, etc.	55.8% (469)	30.3% (255)	8.0% (67)	5.9% (50)	841
Find scholarly sources of information	60.5% (508)	22.7% (191)	10.2% (86)	6.5% (55)	840
Choose and evaluate sources critically	51.9% (434)	27.3% (228)	12.4% (104)	8.4% (70)	836
Use technology effectively to communicate and present	43.9% (369)	32.0% (269)	15.1% (127)	8.9% (75)	840
Cite sources correctly	73.5% (617)	15.5% (130)	5.5% (46)	5.6% (47)	840
<i>answered question</i>					842
<i>skipped question</i>					13











16. How useful are the following for your course work and assignments?

	Very useful	Useful	Not useful	Don't know about it	Response Count
"Resources by subject" page on the UAF libraries web site	33.6% (285)	42.9% (363)	4.5% (38)	19.0% (161)	847
Library research assistance (in-person, web, email, phone)	17.1% (145)	39.8% (337)	11.7% (99)	31.3% (265)	846
Course reserves	22.1% (187)	41.0% (347)	7.2% (61)	29.8% (252)	847
Research consultation appointment with librarian	9.6% (81)	23.5% (198)	11.4% (96)	55.4% (466)	841
Librarian class presentation or session	10.4% (87)	25.9% (217)	13.0% (109)	50.8% (426)	839
Discussion with librarian at reference desk	17.1% (144)	46.0% (386)	10.7% (90)	26.2% (220)	840
LS101, Library Information and Research core course	16.7% (141)	30.9% (260)	25.2% (212)	27.2% (229)	842
				Please comment.	86
				answered question	848
				skipped question	7

17. How easy do the UAF libraries make it for you to:

	Very easy	Easy	Difficult	Very difficult	N/A	Response Count
Use the UAF libraries catalog (Goldmine) to find books/journals	42.7% (361)	42.0% (355)	3.9% (33)	0.5% (4)	11.0% (93)	846
Locate a book on the library shelves	31.2% (263)	47.1% (397)	7.8% (66)	1.1% (9)	12.8% (108)	843
Use Interlibrary Loan to request a book or journal article not available at UAF	19.7% (166)	35.5% (300)	7.1% (60)	1.5% (13)	36.1% (305)	844
Find the full text of a journal article	22.6% (191)	47.1% (398)	11.7% (99)	2.5% (21)	16.1% (136)	845
Find media items such as music, films, images	20.0% (168)	45.6% (383)	5.6% (47)	1.2% (10)	27.6% (232)	840
Reserve or use a group study room	21.1% (178)	37.8% (319)	3.2% (27)	0.8% (7)	37.1% (313)	844
Access library online resources from off-campus	31.0% (261)	38.5% (324)	7.6% (64)	1.9% (16)	21.0% (177)	842
					Please comment.	78
					answered question	848
					skipped question	7

18. What kinds of information technology do you use regularly? Please check all that apply.

		Response Percent	Response Count	
Laptop computer		93.3%	791	
Smart phone (combination cell phone and PDA, e.g., iPhone, Blackberry, Treo)		41.3%	350	
Digital camera or camcorder		53.5%	454	
iPod or other mp3 device		68.4%	580	
Text messaging		78.3%	664	
Instant messaging		42.3%	359	
Email		96.1%	815	
Social computing, e.g., Facebook		75.7%	642	
Blogs		19.7%	167	
Wikis		34.6%	293	
	Other (please specify).		21	
			answered question	848
			skipped question	7

19. Please rate your satisfaction with the library services listed below.

	Very satisfied	Satisfied	Dissatisfied	Very dissatisfied	Don't use	Don't know about it	Response Count
UAF libraries catalog (Goldmine)	35.5% (301)	50.8% (430)	1.9% (16)	0.6% (5)	6.1% (52)	5.1% (43)	847
Course reserves (in library)	20.8% (175)	40.7% (343)	2.1% (18)	0.8% (7)	18.9% (159)	16.7% (141)	843
Electronic course reserves (ERes)	23.9% (202)	40.9% (345)	2.7% (23)	0.4% (3)	15.6% (132)	16.5% (139)	844
Photocopying in library	12.1% (102)	34.0% (286)	12.3% (103)	3.5% (29)	28.8% (242)	9.3% (78)	840
Printing in library	14.4% (121)	34.4% (289)	14.6% (123)	4.3% (36)	24.6% (207)	7.6% (64)	840
Interlibrary Loan of books and other materials	14.7% (124)	39.4% (333)	3.2% (27)	1.3% (11)	30.2% (255)	11.2% (95)	845
Journal article delivery	12.0% (101)	37.2% (313)	3.3% (28)	0.5% (4)	29.5% (248)	17.6% (148)	842
Librarian class presentation or session	11.0% (93)	28.5% (240)	2.6% (22)	0.7% (6)	32.3% (272)	24.8% (209)	842
Staff assistance (in library or remotely)	21.2% (179)	48.2% (407)	2.7% (23)	0.8% (7)	20.5% (173)	6.6% (56)	845
Functionality of library computers	20.2% (170)	49.9% (421)	8.5% (72)	2.5% (21)	13.0% (110)	5.8% (49)	843
Access to library computers	26.5% (223)	50.8% (427)	4.5% (38)	1.4% (12)	11.8% (99)	4.9% (41)	840
UAF libraries' web site	31.3% (265)	52.8% (447)	3.4% (29)	0.8% (7)	7.2% (61)	4.4% (37)	846
Media Equipment service	16.2% (136)	35.7% (301)	2.4% (20)	0.5% (4)	31.1% (262)	14.1% (119)	842
Individual study space in library	35.4% (299)	43.9% (371)	5.0% (42)	2.0% (17)	9.3% (79)	4.4% (37)	845
Group study space in library	28.9% (244)	42.5% (359)	3.0% (25)	1.3% (11)	16.2% (137)	8.1% (68)	844





Please comment.	111
answered question	847
skipped question	8

20. What additional services would you like the library to provide?		Response Percent	Response Count
More areas for quiet work and study in libraries		42.7%	330
Make it easier to use library services with mobile devices such as smart phones and PDAs		31.6%	244
Online library tutorials, workshops, and other guides through podcasts, streaming video, etc.		23.8%	184
Expand consultation services for students on finding and evaluating research materials		13.8%	107
Online audio downloads		35.1%	271
More computers in libraries		25.5%	197
More laptops for checkout		15.8%	122
More reservable group study spaces		20.4%	158
Wireless printing		63.6%	492
Provide more online books		45.9%	355
Other (please specify).			93
answered question			773
skipped question			82

21. How significant is the contribution the UAF libraries make to you:

	Very significant	Significant	Not very significant	Insignificant	N/A	Response Count
Finding information needed for your assignments and papers	51.4% (435)	32.9% (278)	7.3% (62)	3.4% (29)	5.0% (42)	846
Preparing or presenting course work	33.5% (282)	36.7% (309)	16.5% (139)	4.4% (37)	8.9% (75)	842
Enriching your learning experiences	37.2% (314)	42.5% (359)	11.1% (94)	3.0% (25)	6.3% (53)	845
Being part of the University community	34.6% (291)	38.2% (322)	13.5% (114)	6.1% (51)	7.6% (64)	842
Helping you make more efficient use of your time	40.7% (342)	38.4% (323)	9.5% (80)	4.9% (41)	6.5% (55)	841
					Please comment	58
					answered question	846
					skipped question	9

22. Rate your overall satisfaction with the UAF libraries.

	Response Percent	Response Count
Very satisfied 	39.9%	335
Satisfied 	57.3%	481
Dissatisfied 	2.5%	21
Very dissatisfied 	0.4%	3
	Please comment.	103
	answered question	840
	skipped question	15