



















UAF Libraries Faculty Library Use Survey Fall 2007





1. What is your primary campus affiliation?			
		Response Percent	Response Count
Fairbanks Campus		87.5%	210
Bristol Bay Campus		0.4%	1
Center for Distance Education		0.4%	1
Chukchi Campus		1.7%	4
Inter-Aleutians Campus		2.1%	5
Kuskokwim Campus		0.8%	2
Northwest Campus		0.4%	1
Tanana Valley Campus		2.9%	7
Other		3.8%	9
Please tell us which campus.			17
answered question			240
skipped question			3

2. What is your home department at UAF? (This list of departments is taken from: http://www.uaf.edu/uaf/academics/departments.h)					
Home Department	Accounting	Alaska Native Languages	Alaska Native Studies	Anthropology	Art
Home department - select one.	0.0% (0)	2.0% (4)	1.5% (3)	2.6% (5)	3.6% (7)
answered question					
skipped question					



3. What is your academic rank or title?			Response Percent	Response Count
Professor			19.9%	47
Associate Professor			17.8%	42
Assistant Professor			28.0%	66
Instructor			3.0%	7
Adjunct Instructor			11.9%	28
Research Associate			4.7%	11
Post-Doc			5.5%	13
Emeritus/Emerita			3.8%	9
Other			5.5%	13
			Please specify.	22
			answered question	236
			skipped question	7







4. How often do you use the following methods to visit or access the UAF libraries?								
	Daily	Several times a week	Once a week	A few times a month	A few times a semester	Never	Response Count	
Visit libraries in person	2.1% (5)	16.7% (40)	16.7% (40)	20.0% (48)	35.0% (84)	9.6% (23)	240	
Use computer on campus (office/lab) to access libraries	15.7% (37)	29.4% (69)	13.2% (31)	16.2% (38)	10.2% (24)	15.3% (36)	235	
Use computer off-campus to access libraries	6.2% (14)	22.1% (50)	10.2% (23)	20.4% (46)	21.7% (49)	19.5% (44)	226	
If you haven't used the library yet this academic year, please tell us why.							18	
							answered question	242
							skipped question	1

5. Which library do you use most often?

		Response Percent	Response Count
Rasmuson Library		67.9%	159
BioSciences Library		17.1%	40
Geophysical Institute (Keith B. Mather) Library		11.5%	27
Other		3.4%	8
Please tell us which library you use.			21
answered question			234
skipped question			9

6. Is the library that you use most open when you need it?

		Response Percent	Response Count
Yes		93.2%	219
No		6.8%	16
If not, please tell us what hours you need.			22
answered question			235
skipped question			8

7. During evenings and weekends what services do you need in the library? (Check all that apply.)				
			Response Percent	Response Count
Reference assistance			26.9%	54
Computer access			26.9%	54
Check-out materials			61.7%	124
Copying/printing			19.9%	40
Access to books and print journals			71.6%	144
Place to work			12.9%	26
			Other (please specify).	28
			answered question	201
			skipped question	42

8. What resources do you use when you need to find information for your research?						
	Always	Most of the time	Sometimes	Rarely	Never	Response Count
UAF libraries catalog (Goldmine)	24.3% (56)	34.3% (79)	26.1% (60)	10.4% (24)	4.8% (11)	230
Libraries-provided article index, such as Academic Search Premier or Web of Science	23.4% (51)	35.3% (77)	23.9% (52)	10.1% (22)	7.3% (16)	218
Full-text journal articles (UAF Journals List)	30.0% (68)	32.2% (73)	22.9% (52)	10.1% (23)	4.8% (11)	227
Internet search on Google, Google Scholar, Yahoo, etc.	30.5% (69)	27.4% (62)	27.0% (61)	11.1% (25)	4.0% (9)	226
Publisher or scholarly society web site	11.0% (23)	18.7% (39)	40.2% (84)	21.5% (45)	8.6% (18)	209
Colleagues, experts in the field	7.0% (15)	20.6% (44)	47.2% (101)	20.6% (44)	4.7% (10)	214
Librarians	3.2% (7)	6.5% (14)	37.0% (80)	34.7% (75)	18.5% (40)	216
Library assistance via phone or email	2.4% (5)	4.3% (9)	17.3% (36)	47.1% (98)	28.8% (60)	208
Courtesy access to resources at universities or other institutions outside Alaska	6.5% (14)	14.0% (30)	34.9% (75)	30.7% (66)	14.0% (30)	215

	Other (please specify).	23
	answered question	241
	skipped question	2

9. How often do you use the UAF libraries web site to:								
	Daily	Several times per week	Once per week	A few times a month	A few times a semester	Rarely	Never	Response Count
Search the UAF libraries catalog (Goldmine)	4.7% (11)	28.2% (66)	14.5% (34)	21.8% (51)	14.5% (34)	9.4% (22)	6.8% (16)	234
Search an article index such as Academic Search Premier, Web of Science	5.2% (12)	27.5% (63)	11.4% (26)	20.1% (46)	14.8% (34)	10.5% (24)	10.5% (24)	229
Look for online journal articles (UAF Journals List)	5.6% (13)	30.5% (71)	13.3% (31)	20.2% (47)	15.9% (37)	7.3% (17)	7.3% (17)	233
Look for online books, reference works	1.8% (4)	14.5% (33)	9.2% (21)	23.2% (53)	19.7% (45)	19.7% (45)	11.8% (27)	228
Look for digitized collections or images	0.9% (2)	5.7% (13)	7.9% (18)	14.5% (33)	12.8% (29)	34.8% (79)	23.3% (53)	227
Consult with library staff (via email)	0.0% (0)	0.5% (1)	2.3% (5)	5.4% (12)	23.4% (52)	41.0% (91)	27.5% (61)	222
Look for information about the UAF libraries (eg. hours, events, etc.)	0.5% (1)	0.9% (2)	2.7% (6)	11.8% (26)	21.7% (48)	38.9% (86)	23.5% (52)	221
						Other (please specify).		9
						answered question		238
						skipped question		5



10. Please indicate the importance of these sources to your work:

	Very important	Important	Not very important	Unimportant	Response Count
Books	45.8% (108)	46.2% (109)	6.8% (16)	1.3% (3)	236
Journals	80.6% (191)	13.9% (33)	4.2% (10)	1.3% (3)	237
Numeric or scientific datasets such as census, GIS, genome, etc.	9.3% (21)	24.8% (56)	38.1% (86)	27.9% (63)	226
Bibliographic databases/article indexes	41.7% (96)	32.6% (75)	17.4% (40)	8.3% (19)	230
Manuscripts or archival materials	21.1% (48)	27.3% (62)	36.6% (83)	15.0% (34)	227
Newspapers	8.3% (19)	17.5% (40)	40.6% (93)	33.6% (77)	229
Visual media (e.g., maps, films, DVD or VHS videos, etc.)	18.1% (42)	28.0% (65)	34.9% (81)	19.0% (44)	232
Audio media (e.g., CDs, MP3s, audiobooks, LPs, etc.)	4.8% (11)	20.3% (46)	41.0% (93)	33.9% (77)	227
Federal government documents	9.5% (22)	32.9% (76)	39.0% (90)	18.6% (43)	231
	<i>answered question</i>				238
	<i>skipped question</i>				5





11. Do the UAF libraries have the materials you need for your work?							
	Always	Most of the time	Sometimes	Rarely	Never	NA	Response Count
Books	3.0% (7)	46.1% (107)	39.7% (92)	6.0% (14)	0.4% (1)	4.7% (11)	232
Journals	4.7% (11)	45.3% (106)	34.6% (81)	9.0% (21)	1.7% (4)	4.7% (11)	234
Databases/indexes	7.2% (16)	38.6% (86)	25.1% (56)	5.8% (13)	1.8% (4)	21.5% (48)	223
Media materials (CDs, DVDs, VHS videos, etc.)	1.8% (4)	22.6% (50)	24.4% (54)	6.8% (15)	0.9% (2)	43.4% (96)	221
Please comment.							47
answered question							235
skipped question							8

12. If the UAF libraries don't have the book you need, do you:							
	Always	Most of the time	Sometimes	Rarely	Never	Response Count	
Request it through Interlibrary Loan (ILLiad)	30.6% (71)	34.5% (80)	22.4% (52)	6.0% (14)	6.5% (15)	232	
Request the libraries purchase the book	0.4% (1)	3.1% (7)	32.3% (73)	33.6% (76)	30.5% (69)	226	
Purchase it on my own	1.3% (3)	20.9% (48)	54.8% (126)	17.8% (41)	5.2% (12)	230	
Find a colleague who has it	0.4% (1)	9.6% (22)	52.2% (119)	24.6% (56)	13.2% (30)	228	
Find another book to use	0.4% (1)	13.0% (30)	49.8% (115)	24.2% (56)	12.6% (29)	231	
answered question							238
skipped question							5

13. If the UAF libraries don't have the journals you need, do you:						
	Always	Most of the time	Sometimes	Rarely	Never	Response Count
Request articles through Interlibrary Loan (ILLiad)	42.1% (99)	29.4% (69)	14.5% (34)	5.5% (13)	8.5% (20)	235
Request that the libraries subscribe to the journal	2.2% (5)	0.9% (2)	20.4% (47)	33.9% (78)	42.6% (98)	230
Purchase articles online	0.9% (2)	5.6% (13)	19.4% (45)	32.3% (75)	41.8% (97)	232
<i>answered question</i>						237
<i>skipped question</i>						6

14. Do you prefer library journal subscriptions in print or electronic format?				
			Response Percent	Response Count
Print			20.2%	47
Electronic			79.8%	186
Please comment.				74
<i>answered question</i>				233
<i>skipped question</i>				10

15. How satisfied are you with the UAF libraries collections?

		Response Percent	Response Count
Very satisfied		11.4%	27
Satisfied		69.1%	163
Dissatisfied		15.3%	36
Very dissatisfied		0.0%	0
N/A		4.2%	10
Please comment.			66
answered question			236
skipped question			7

16. Please tell us what strategies you use to keep informed about new journal articles in your field, such as RSS feeds or TOC alerts from publishers' websites, search alerts from article databases, blogs, etc.

		Response Count
		167
answered question		167
skipped question		76

17. How important are the following factors in your decision on where to publish journal articles?

	Very important	Important	Not very important	Unimportant	N/A	Response Count
Journal reputation	46.6% (108)	40.1% (93)	2.6% (6)	0.0% (0)	10.8% (25)	232
Published by scholarly society, association, or non-profit publisher	20.6% (47)	41.7% (95)	18.4% (42)	7.0% (16)	12.3% (28)	228
Cost of the journal subscription for UAF libraries	0.4% (1)	6.1% (14)	27.8% (64)	47.8% (110)	17.8% (41)	230
UAF libraries have online or print subscription to journal	3.1% (7)	15.3% (35)	23.1% (53)	42.8% (98)	15.7% (36)	229
Open electronic (online) access (available to anyone)	8.7% (20)	24.5% (56)	28.4% (65)	25.3% (58)	13.1% (30)	229
No page or other publication charges for author	15.7% (36)	28.4% (65)	27.5% (63)	14.0% (32)	14.4% (33)	229
Timeliness of publication process	20.0% (46)	51.3% (118)	15.2% (35)	3.0% (7)	10.4% (24)	230
Retaining copyright to your work	7.9% (18)	24.0% (55)	31.0% (71)	22.7% (52)	14.4% (33)	229
Journal is available online	17.2% (40)	30.2% (70)	28.0% (65)	13.8% (32)	10.8% (25)	232
Please comment.						29
answered question						234
skipped question						9

18. Rate the importance of the following abilities to UNDERGRADUATE student success in your program.						
	Very important	Important	Not very important	Unimportant	N/A	Response Count
Select and refine research topics	36.3% (82)	37.2% (84)	6.2% (14)	1.8% (4)	18.6% (42)	226
Find information in the library (print or online)	41.7% (95)	33.3% (76)	4.8% (11)	1.3% (3)	18.9% (43)	228
Find information on the web (Google, Yahoo, non-library sources)	27.5% (63)	40.2% (92)	13.1% (30)	1.7% (4)	17.5% (40)	229
Evaluate information sources critically	53.9% (124)	25.2% (58)	2.6% (6)	0.4% (1)	17.8% (41)	230
Provide correct citations for sources used	47.2% (108)	29.3% (67)	4.4% (10)	0.9% (2)	18.3% (42)	229
Know what constitutes plagiarism	63.0% (145)	17.8% (41)	1.7% (4)	0.4% (1)	17.0% (39)	230
	<i>answered question</i>					231
	<i>skipped question</i>					12

19. Give your assessment of current UNDERGRADUATE student performance in these areas.						
	Satisfactory	Unsatisfactory	Not sure	N/A	Response Count	
Select and refine research topics	34.4% (77)	29.9% (67)	12.5% (28)	23.2% (52)	224	
Find information in the library (print or online)	34.2% (77)	29.3% (66)	14.2% (32)	22.2% (50)	225	
Find information on the web (Google, Yahoo, non-library sources)	57.8% (130)	8.9% (20)	11.1% (25)	22.2% (50)	225	
Evaluate information sources critically	20.5% (46)	43.8% (98)	14.3% (32)	21.4% (48)	224	
Provide correct citations for sources used	27.6% (62)	35.1% (79)	15.6% (35)	21.8% (49)	225	
Know what constitutes plagiarism	32.4% (73)	24.0% (54)	21.8% (49)	21.8% (49)	225	
	Please comment.				46	
	<i>answered question</i>					227
	<i>skipped question</i>					16










20. How important is the Library Information and Research course (LS 101) for UAF undergraduate students?						
	Very important	Important	Not very important	Unimportant	Don't know	Response Count
LS 101 is:	22.3% (52)	19.7% (46)	3.9% (9)	3.4% (8)	50.6% (118)	233
Please comment						42
answered question						233
skipped question						10




21. Give your assessment of GRADUATE student performance in these areas when they enter your program.					
	Satisfactory	Unsatisfactory	Not sure	N/A	Response Count
Develop and refine research topics	45.0% (100)	20.3% (45)	8.1% (18)	26.6% (59)	222
Find information in the library (print or online)	49.3% (110)	15.7% (35)	8.5% (19)	26.5% (59)	223
Find information on the web (Google, Yahoo, non-library sources)	60.0% (132)	4.1% (9)	9.5% (21)	26.4% (58)	220
Evaluate information sources critically	39.9% (89)	19.3% (43)	14.8% (33)	26.0% (58)	223
Know what constitutes plagiarism	46.8% (103)	13.2% (29)	13.6% (30)	26.4% (58)	220
Familiarity with research materials and information in your field	37.2% (83)	25.6% (57)	10.8% (24)	26.5% (59)	223
Ability to conduct a literature review	39.5% (87)	21.4% (47)	11.8% (26)	27.3% (60)	220
Use citation software (e.g., EndNote) to manage references	15.7% (35)	26.0% (58)	28.3% (63)	30.0% (67)	223
Please comment.					41
answered question					224
skipped question					19

22. How often do you use the following library services to support your teaching?						
	Always	Most of the time	Sometimes	Rarely	Never	Response Count
Course reserves (hard copy)	6.6% (14)	15.0% (32)	23.9% (51)	23.9% (51)	30.5% (65)	213
Electronic course reserves (ERes)	8.3% (18)	10.2% (22)	15.7% (34)	16.7% (36)	49.1% (106)	216
Library links on Blackboard	8.5% (18)	10.8% (23)	15.5% (33)	16.0% (34)	49.3% (105)	213
Have a librarian meet with your class to discuss information resources	1.9% (4)	3.3% (7)	12.6% (27)	17.3% (37)	65.0% (139)	214
Have a librarian assist in designing class assignments involving library research	0.0% (0)	0.9% (2)	5.2% (11)	13.6% (29)	80.3% (171)	213
Please comment.						56
answered question						218
skipped question						25

23. Please rate your satisfaction with the library services listed below.							
	Very satisfied	Satisfied	Dissatisfied	Very dissatisfied	Don't use	Don't know about it	Response Count
UAF libraries catalog (Goldmine)	23.3% (56)	66.3% (159)	2.5% (6)	0.8% (2)	4.6% (11)	2.5% (6)	240
Course reserves (in library)	12.9% (30)	40.9% (95)	0.4% (1)	0.4% (1)	34.9% (81)	10.3% (24)	232
Electronic course reserves (ERes)	14.5% (34)	23.5% (55)	0.9% (2)	0.4% (1)	42.3% (99)	18.4% (43)	234
Photocopying in library	4.6% (11)	34.5% (82)	10.5% (25)	1.7% (4)	42.9% (102)	5.9% (14)	238
Printing in library	2.6% (6)	23.6% (55)	3.9% (9)	0.9% (2)	58.4% (136)	10.7% (25)	233
Interlibrary Loan of books and other materials	41.6% (99)	44.1% (105)	3.8% (9)	0.4% (1)	6.7% (16)	3.4% (8)	238
Journal article delivery	39.1% (91)	34.8% (81)	6.0% (14)	0.9% (2)	12.4% (29)	6.9% (16)	233
Librarian class presentation or	8.7%	11.3%			51.3%	26.5%	






session	(20)	(26)			(118)	(61)	
Staff assistance (in library or remotely)	32.2% (74)	45.2% (104)	2.2% (5)	0.9% (2)	15.2% (35)	4.3% (10)	230
Functionality of library computers	6.9% (16)	39.1% (91)	4.3% (10)	0.4% (1)	39.5% (92)	9.9% (23)	233
Access to library computers	7.4% (17)	42.2% (97)	2.6% (6)	0.4% (1)	37.4% (86)	10.0% (23)	230
UAF libraries web site	19.5% (46)	60.6% (143)	7.6% (18)	0.4% (1)	7.6% (18)	4.2% (10)	236
Media Equipment service	14.2% (33)	31.8% (74)	4.7% (11)	1.3% (3)	36.5% (85)	11.6% (27)	233
Please comment.							45
answered question							242
skipped question							1

24. What additional library services would you find useful? Please mark up to 5 below.			
		Response Percent	Response Count
Self-checkout of books		25.7%	54
Self-placed holds on books		27.6%	58
More areas for quiet work and study space in libraries		8.1%	17
Make it easier to use library services with mobile devices such as smart phones and PDAs		8.6%	18
Online library tutorials, workshops, and other guides through podcasts, streaming video, etc.		33.8%	71
Expand consultation services on finding and evaluating research materials		31.0%	65
Online audio downloads		16.2%	34
Library coffee shop		34.8%	73
Serve as a digital archive for UAF faculty and student research and publications		53.3%	112

Provide support for organizing and managing your information and data sets		22.9%	48
Delivery of books and other library items to your campus office		31.4%	66
RSS notification of new books in your subject		48.6%	102
Other (please specify).			45
answered question			210
skipped question			33

25. How significant is the contribution the UAF libraries make to you:						
	Very significant	Significant	Not very significant	Insignificant	N/A	Response Count
Keeping current in your field	30.5% (71)	37.8% (88)	25.3% (59)	4.7% (11)	1.7% (4)	233
Finding information in related fields or new areas	33.8% (79)	43.6% (102)	16.2% (38)	4.3% (10)	2.1% (5)	234
Being a more effective researcher	33.6% (79)	34.9% (82)	21.7% (51)	3.8% (9)	6.0% (14)	235
Being a more effective instructor	21.0% (49)	36.1% (84)	22.7% (53)	5.2% (12)	15.0% (35)	233
Enriching student learning experiences	24.6% (57)	42.2% (98)	15.1% (35)	2.2% (5)	15.9% (37)	232
Making more efficient use of your time	26.0% (61)	36.2% (85)	24.3% (57)	8.1% (19)	5.5% (13)	235
Recruiting colleagues and students to UAF	10.6% (24)	18.9% (43)	28.6% (65)	16.3% (37)	25.6% (58)	227
Please comment.						25
answered question						238
skipped question						5

26. Rate your overall satisfaction with UAF libraries.

		Response Percent	Response Count
Very satisfied		22.0%	52
Satisfied		68.2%	161
Dissatisfied		5.5%	13
Very dissatisfied		0.8%	2
N/A		3.4%	8
Please comment.			43
<i>answered question</i>			236
<i>skipped question</i>			7