










UAF Libraries Undergraduate Student Library Use Survey Fall 2007

1. What is your primary campus affiliation?			Response Percent	Response Count
Fairbanks Campus			87.0%	367
Bristol Bay Campus			1.4%	6
Center for Distance Education			1.9%	8
Chukchi Campus			0.9%	4
Inter-Aleutians Campus			1.4%	6
Kuskokwim Campus			1.2%	5
Northwest Campus			1.7%	7
Tanana Valley Campus			3.1%	13
Other			1.9%	8
			Please tell us which campus.	22
			answered question	422
			skipped question	9








2. What is your major or program of study at UAF? (This list of UAF majors is from the online 2007-2008 UAF Catalog at: <http://www.uaf.edu>)

1st major or program of study

	Accounting	Airframe	Airframe and Powerplant	Alaska Native Languages	Alaska Native Studies	Anthropology
Declared major or program	1.7% (7)	0.0% (0)	0.0% (0)	0.2% (1)	0.2% (1)	2.2%

2nd major or program of study

	Accounting	Airframe	Airframe and Powerplant	Alaska Native Languages	Alaska Native Studies	Anthropology
Declared major or program	0.8% (1)	0.0% (0)	0.0% (0)	0.0% (0)	0.0% (0)	0.8%





3. What is your class standing at UAF?				
			Response Percent	Response Count
Freshman			25.1%	108
Sophomore			17.4%	75
Junior			20.4%	88
Senior			20.0%	86
5th year or more			13.0%	56
Associate's Degree program			3.2%	14
Certificate program			1.4%	6
Other			0.0%	0
Please tell us your status.				12
answered question				431
skipped question				0



4. How important are the following sources of information for your course work and assignments?					
	Very important	Important	Not very important	Unimportant	Response Count
UAF Libraries (including UAF Libraries-provided online collections)	47.9% (207)	40.0% (173)	8.6% (37)	3.5% (15)	432
Web sources (not provided by UAF Libraries)	50.1% (214)	39.6% (169)	8.9% (38)	1.4% (6)	427
Electronic course resources (e.g. website, Blackboard, etc.)	63.3% (273)	26.2% (113)	9.0% (39)	1.4% (6)	431
Printed course materials (e.g. purchased textbooks, course packs, etc.)	54.3% (234)	37.1% (160)	8.1% (35)	0.5% (2)	431
Faculty or other students	48.4% (209)	39.8% (172)	10.6% (46)	1.2% (5)	432
Librarians	24.8% (107)	38.4% (166)	28.9% (125)	7.9% (34)	432
answered question					430
skipped question					1

5. How often do you use the following methods to visit or access the UAF libraries?							
	Daily	Several times a week	Once a week	A few times a month	A few times a semester	Never	Response Count
Visit libraries in person	13.1% (56)	27.6% (118)	18.0% (77)	15.4% (66)	16.1% (69)	9.8% (42)	428
Use computer on campus (dorm or other building) to access libraries	17.6% (75)	23.9% (102)	14.6% (62)	13.1% (56)	16.0% (68)	14.8% (63)	426
Use computer off-campus to access libraries	8.1% (34)	19.7% (83)	12.6% (53)	15.2% (64)	19.2% (81)	25.4% (107)	422
If you haven't used the UAF libraries yet this year, please tell us why.							45
<i>answered question</i>							428
<i>skipped question</i>							3









6. When you visit the UAF libraries IN PERSON how often do you:							
	Daily	Several times a week	Once a week	A few times a month	A few times a semester	Never	Response Count
Look for a print journal article	1.4% (6)	6.7% (28)	8.6% (36)	18.0% (75)	33.3% (139)	31.9% (133)	417
Look for a book	2.4% (10)	11.7% (49)	14.8% (62)	28.2% (118)	31.3% (131)	11.5% (48)	418
Look for an online journal article	1.2% (5)	12.7% (53)	14.1% (59)	18.2% (76)	27.8% (116)	26.1% (109)	418
Consult library staff	1.0% (4)	6.2% (26)	8.6% (36)	21.0% (88)	34.8% (146)	28.4% (119)	419
Photocopy	1.0% (4)	6.9% (29)	7.9% (33)	11.7% (49)	28.2% (118)	44.3% (185)	418
Print	2.4% (10)	10.6% (44)	9.8% (41)	11.3% (47)	22.1% (92)	43.9% (183)	417
Use library computers to find information for your academic work	6.9% (29)	18.1% (76)	13.3% (56)	17.3% (73)	21.6% (91)	22.8% (96)	421
Use library computers for other purposes	9.0% (38)	17.4% (73)	10.2% (43)	11.7% (49)	19.3% (81)	32.4% (136)	420
Bring your own computer and use	12.7%	15.8%		12.0%	13.2%	36.5%	

wireless connection	(53)	(66)	(50)	(55)	(152)		
Use as place to do individual work	16.6% (70)	26.1% (110)	13.8% (58)	13.8% (58)	16.9% (71)	12.8% (54)	421
Use as place to do group work	4.8% (20)	12.2% (51)	12.5% (52)	16.5% (69)	30.2% (126)	23.7% (99)	417
Use media collections (videos, dvds)	1.2% (5)	8.1% (34)	10.7% (45)	17.9% (75)	25.1% (105)	37.0% (155)	419
Use media equipment (digital cameras, camcorders, laptops, etc.)	1.2% (5)	3.4% (14)	5.5% (23)	8.7% (36)	27.2% (113)	54.1% (225)	416
<i>answered question</i>							421
<i>skipped question</i>							10

7. Which library do you use most often?			
		Response Percent	Response Count
Rasmuson Library		88.4%	373
BioSciences Library		3.6%	15
Geophysical Institute (Keith B. Mather) Library		0.9%	4
Other		7.6%	32
Please tell us which library you use.			41
<i>answered question</i>			422
<i>skipped question</i>			9

8. Is the library that you use most open when you need it?			
		Response Percent	Response Count
Yes		91.2%	384
No		9.3%	39
If not, please tell us what hours you need.			48
<i>answered question</i>			421
<i>skipped question</i>			10

9. During evenings and weekends what services do you need in the library? (Check all that apply.)

		Response Percent	Response Count
Reference assistance		26.4%	107
Computer access		61.2%	248
Check-out materials		57.8%	234
Copying/printing		40.0%	162
Course reserves		23.7%	96
Access to books and print journals		54.6%	221
Place for individual study		75.1%	304
Place for group study		45.7%	185
		Other (please specify).	16
		answered question	405
		skipped question	26

10. What resources do you use when you need information on a research topic?

	Always	Most of the time	Sometimes	Rarely	Never	Response Count
UAF Libraries catalog (Goldmine)	28.3% (120)	31.1% (132)	22.4% (95)	7.5% (32)	10.6% (45)	424
Libraries-provided article index such as Academic Search Premier, Web of Science, etc.	20.3% (84)	22.5% (93)	25.1% (104)	17.6% (73)	14.5% (60)	414
Full-text journal articles (UAF Journals List)	21.7% (91)	23.4% (98)	24.8% (104)	16.7% (70)	13.4% (56)	419
Internet search on Google, GoogleScholar, Yahoo, etc.	45.3% (193)	26.8% (114)	20.7% (88)	5.2% (22)	2.1% (9)	426
Publisher or scholarly society web site	12.7% (53)	20.4% (85)	31.4% (131)	20.6% (86)	14.9% (62)	417
Faculty or other students	10.0% (42)	18.9% (79)	41.5% (174)	21.0% (88)	8.6% (36)	419
Librarians	5.0% (21)	11.5% (48)	31.6% (132)	33.5% (140)	18.4% (77)	418
Library assistance via phone or email	2.9% (12)	4.7% (19)	14.7% (60)	27.2% (111)	50.5% (206)	408
Other (please specify).						9
answered question						426
skipped question						5

11. How often do you use the UAF libraries web site to:

	Daily	Several times a week	Once per week	A few times a month	A few times a semester	Never	Response Count
Search the UAF libraries catalog (Goldmine)	5.9% (25)	20.0% (85)	16.0% (68)	21.0% (89)	23.6% (100)	13.4% (57)	424
Search an article index such as Academic Search Premier, Web of Science	3.3% (14)	12.8% (54)	13.0% (55)	20.1% (85)	27.9% (118)	22.9% (97)	423
Look for online journal articles	2.8% (12)	14.9% (63)	12.5% (53)	21.7% (92)	30.0% (127)	18.2% (77)	424
Look for online books, reference works	3.1% (13)	12.5% (53)	13.9% (59)	21.5% (91)	30.7% (130)	18.2% (77)	423
Look for digitized collections or images	2.6% (11)	7.4% (31)	8.3% (35)	15.0% (63)	28.6% (120)	38.1% (160)	420
Consult with library staff (via email)	0.7% (3)	3.6% (15)	2.4% (10)	8.1% (34)	20.9% (88)	64.4% (271)	421
Look for information about the UAF libraries (eg. hours, events, etc.)	2.1% (9)	5.7% (24)	7.1% (30)	16.8% (71)	38.2% (161)	30.1% (127)	422
						Other (please specify).	5
						answered question	424
						skipped question	7




12. Excluding required textbooks, do the UAF libraries have the materials you need for your course work and assignments?							
	Always	Most of the time	Sometimes	Rarely	Never	N/A	Response Count
Books	15.7% (67)	48.1% (205)	19.2% (82)	3.3% (14)	0.5% (2)	13.1% (56)	426
Journals	12.2% (52)	39.8% (169)	23.5% (100)	3.1% (13)	0.7% (3)	20.7% (88)	425
Databases/indexes	13.9% (59)	41.4% (175)	18.4% (78)	2.8% (12)	0.9% (4)	22.5% (95)	423
Media materials	11.8% (49)	36.0% (150)	19.7% (82)	3.6% (15)	1.7% (7)	27.3% (114)	417
Please comment.							43
answered question							424
skipped question							7

13. If the UAF libraries don't have the book you need, do you:							
	Always	Most of the time	Sometimes	Rarely	Never	Response Count	
Request it through Interlibrary Loan (ILLiad)	13.1% (55)	15.9% (67)	20.7% (87)	15.9% (67)	34.4% (145)	421	
Request the libraries purchase the book	0.7% (3)	4.1% (17)	12.2% (51)	23.5% (98)	59.5% (248)	417	
Purchase it on my own	4.6% (19)	16.5% (69)	30.2% (126)	21.3% (89)	27.3% (114)	417	
Borrow from instructor or other student	4.3% (18)	17.6% (74)	39.0% (164)	16.4% (69)	22.6% (95)	420	
Find another book to use	8.5% (36)	38.5% (163)	32.6% (138)	7.3% (31)	13.0% (55)	423	
answered question							425
skipped question							6

14. If the UAF libraries don't have the journals you need do you:

	Always	Most of the time	Sometimes	Rarely	Never	Response Count
Request articles through Interlibrary Loan (ILLiad)	11.7% (49)	12.1% (51)	16.4% (69)	16.2% (68)	43.6% (183)	420
Request that the libraries subscribe to the journal	1.4% (6)	2.6% (11)	12.5% (52)	20.7% (86)	62.7% (261)	416
Purchase articles online	2.4% (10)	4.3% (18)	11.8% (49)	20.0% (83)	61.4% (255)	415
Find a different journal article	15.5% (65)	32.4% (136)	25.7% (108)	6.4% (27)	20.0% (84)	420
	answered question					423
	skipped question					8

15. How satisfied are you with the UAF libraries collections?

		Response Percent	Response Count
Very satisfied		29.7%	124
Satisfied		66.9%	279
Dissatisfied		3.8%	16
Very dissatisfied		0.0%	0
	Please comment.		99
	answered question		417
	skipped question		14

16. How important has it been to do each of the following in your courses this academic year?

	Very important	Important	Not very important	Unimportant	Response Count
Select and refine topics for assignments, papers, etc.	40.5% (172)	33.6% (143)	16.7% (71)	9.2% (39)	425
Find information in the library (print or online)	35.8% (152)	37.5% (159)	15.8% (67)	10.8% (46)	424
Find information on the web (Google, Yahoo, non-library sources)	41.4% (176)	36.7% (156)	14.6% (62)	7.3% (31)	425
Find scholarly sources of information	38.1% (162)	32.9% (140)	16.9% (72)	12.0% (51)	425
Evaluate sources critically	33.0% (140)	33.7% (143)	20.5% (87)	12.7% (54)	424
Provide correct citations for sources used	45.4% (193)	30.4% (129)	13.6% (58)	10.6% (45)	425
	<i>answered question</i>				424
	<i>skipped question</i>				7











17. How useful are the following for your course work and assignments?

	Very useful	Useful	Not useful	Don't know about it	Response Count
"Resources by subject" page on the UAF libraries web site	27.4% (116)	38.3% (162)	6.9% (29)	27.4% (116)	423
Library research assistance (in-person, web, email, phone)	19.7% (83)	38.4% (162)	16.4% (69)	25.6% (108)	422
Course reserves	22.9% (97)	40.0% (169)	9.7% (41)	27.4% (116)	423
Research consultation appointment with librarian	7.1% (30)	22.2% (94)	15.1% (64)	55.6% (235)	423
Librarian class presentation or session	6.9% (29)	24.9% (105)	19.0% (80)	49.2% (207)	421
Discussion with librarian at reference desk	17.1% (72)	43.3% (182)	16.9% (71)	22.6% (95)	420
LS101, Library Information and Research core course	16.7% (70)	29.8% (125)	31.4% (132)	22.1% (93)	420
				Please comment.	54
				answered question	421
				skipped question	10

18. How easy do the UAF libraries make it for you to:

	Very easy	Easy	Difficult	Very difficult	N/A	Response Count
Use the UAF libraries catalog (Goldmine) to find books/journals	41.3% (175)	43.9% (186)	4.0% (17)	0.0% (0)	10.8% (46)	424
Locate a book on the library shelves	28.6% (122)	49.8% (212)	9.2% (39)	0.9% (4)	11.5% (49)	426
Use Interlibrary Loan to request a book or journal article not available at UAF	20.2% (86)	39.1% (166)	5.9% (25)	0.5% (2)	34.4% (146)	425
Find the full-text of a journal article	17.4% (74)	45.9% (195)	14.4% (61)	1.2% (5)	21.2% (90)	425
Find media items such as music, films, images	20.1% (85)	40.3% (170)	8.8% (37)	1.2% (5)	29.6% (125)	422
Reserve or use a group study room	16.6% (70)	34.1% (144)	3.6% (15)	0.7% (3)	45.0% (190)	422
Access library online resources from off-campus	24.9% (105)	42.9% (181)	6.9% (29)	0.7% (3)	24.6% (104)	422
					Please comment.	43
					answered question	424
					skipped question	7












19. What kinds of information technology do you use regularly? Please check all that apply.

		Response Percent	Response Count
Laptop computer		80.0%	340
Smart phone		8.7%	37
Digital camera or camcorder		60.2%	256
iPod or other mp3 device		61.6%	262
Text messaging		40.9%	174
Instant messaging		51.5%	219
Email		98.1%	417
Social computing, ie. MySpace		53.4%	227
Blogs		19.3%	82
Wikis		32.9%	140
Other (please specify).			16
		answered question	425
		skipped question	6

20. Please rate your satisfaction with the library services listed below.

	Very satisfied	Satisfied	Dissatisfied	Very dissatisfied	Don't use	Don't know about it	Response Count
UAF libraries catalog (Goldmine)	34.4% (147)	49.6% (212)	1.9% (8)	0.2% (1)	8.2% (35)	5.6% (24)	427
Course reserves (in library)	17.6% (75)	44.6% (190)	2.8% (12)	0.2% (1)	20.7% (88)	14.1% (60)	426
Electronic course reserves (ERes)	21.3% (90)	37.2% (157)	4.0% (17)	0.7% (3)	19.9% (84)	16.8% (71)	422
Photocopying in library	15.0% (64)	31.2% (133)	8.5% (36)	3.5% (15)	34.7% (148)	7.0% (30)	426
Printing in library	12.7% (54)	34.4% (146)	9.9% (42)	5.0% (21)	31.1% (132)	6.8% (29)	424
Interlibrary Loan of books and other materials	18.1% (77)	39.0% (166)	4.0% (17)	0.0% (0)	27.7% (118)	11.3% (48)	426
Journal article delivery	12.9% (55)	33.6% (143)	4.2% (18)	0.0% (0)	31.1% (132)	18.1% (77)	425
Librarian class presentation or session	9.2% (39)	23.9% (102)	2.1% (9)	0.0% (0)	40.1% (171)	24.6% (105)	426
Staff assistance (in library or remotely)	23.1% (98)	41.7% (177)	3.1% (13)	0.2% (1)	23.8% (101)	8.0% (34)	424
Functionality of library computers	26.2% (112)	49.4% (211)	4.2% (18)	0.5% (2)	15.2% (65)	4.4% (19)	427
Access to library computers	28.6% (122)	47.4% (202)	6.1% (26)	0.5% (2)	12.7% (54)	4.7% (20)	426
UAF libraries' web site	30.7% (131)	52.9% (226)	2.8% (12)	0.5% (2)	8.2% (35)	4.9% (21)	427
Media Equipment service	17.6% (75)	34.0% (145)	3.0% (13)	0.5% (2)	31.6% (135)	13.3% (57)	427
Individual study space in library	35.2% (150)	44.4% (189)	4.7% (20)	0.7% (3)	10.1% (43)	4.9% (21)	426
Group study space in library	25.8% (109)	40.0% (169)	4.5% (19)	0.2% (1)	21.7% (92)	7.8% (33)	423
						Please comment.	44
						answered question	425

21. What additional services would you like the library to provide?

		Response Percent	Response Count
Self-checkout of books		40.7%	158
Self-placed holds on books		33.8%	131
More areas for quiet work and study in libraries		37.4%	145
Make it easier to use library services with mobile devices such as smart phones and PDAs		15.5%	60
Online library tutorials, workshops, and other guides through podcasts, streaming video, etc.		26.8%	104
Expand consultation services for students on finding and evaluating research materials		19.8%	77
Online audio downloads		35.3%	137
Library coffee shop		63.7%	247
More computers in libraries		36.3%	141
More laptops for checkout		27.1%	105
More reservable group study spaces		18.8%	73
Other (please specify).			48
		answered question	388
		skipped question	43

22. How significant is the contribution the UAF libraries make to you:						
	Very significant	Significant	Not very significant	Insignificant	N/A	Response Count
Finding information needed for your assignments and papers	47.9% (204)	36.2% (154)	6.6% (28)	3.8% (16)	5.6% (24)	426
Preparing or presenting course work	33.3% (142)	37.3% (159)	14.3% (61)	4.0% (17)	11.0% (47)	426
Enriching your learning experiences	36.1% (153)	44.8% (190)	9.2% (39)	2.8% (12)	7.1% (30)	424
Being part of the University community	33.5% (142)	37.5% (159)	15.6% (66)	5.0% (21)	8.5% (36)	424
Helping you make more efficient use of your time	40.3% (171)	39.9% (169)	9.0% (38)	4.0% (17)	6.8% (29)	424
Please comment						30
answered question						424
skipped question						7

23. Rate your overall satisfaction with the UAF libraries.			
		Response Percent	Response Count
Very satisfied		36.6%	153
Satisfied		62.4%	261
Dissatisfied		1.4%	6
Very dissatisfied		0.0%	0
Please comment.			61
answered question			418
skipped question			13