

# **Violence Against American Indian and Alaska Native Women and Men: 2010 Findings from the National Intimate Partner and Sexual Violence Survey**

**André B. Rosay, Ph.D.**

Director, University of Alaska Anchorage Justice Center

**NIWRC Webinar**

Wednesday May 18, 2016



**NIJ**

# Violence Against American Indian and Alaska Native Women and Men

---


- The work in this presentation was completed during an Executive Visiting Research Fellowship at the National Institute of Justice from 2012 to 2016.
- This project was supported by Award No. 2012-PJ-BX-K001, awarded by the National Institute of Justice, Office of Justice Programs, U.S. Department of Justice.
- The opinions, findings, and conclusions or recommendations expressed in this presentation are those of the author and do not necessarily reflect those of the Department of Justice.



# National Intimate Partner and Sexual Violence Survey (NISVS)

---

(p. 5)



- NISVS is a nationally representative survey on violence against adult women and men in the U.S.
- Survey was launched in 2010 by the National Center for Injury Prevention and Control (U.S. Centers for Disease Control and Prevention), with the support of the National Institute of Justice (NIJ) and the Department of Defense.



# American Indians and Alaska Natives in 2010 NISVS Samples

---

(p. 6)

- Analysis is based on two samples:
  - A general population sample of adult women and men
  - An oversample of American Indian and Alaska Native adult women and men
- Combined sample includes:
  - 1,505 adult men
  - 2,473 adult women
  - Identified themselves as American Indian or Alaska Native (alone or in combination with another race)



# American Indians and Alaska Natives in 2010 NISVS Samples

(p. 6)

Tribal Affiliation	Women	Men
Affiliated or enrolled with a tribe or village	83%	79%
Ever lived within reservation boundaries or in Alaska Native village	60%	60%
Lived within reservation boundaries or in Alaska Native village in past year	54%	54%



# Limitations of the NISVS Survey and NIJ Analysis

---

(pp. 8-9)

- Excluded people without phone access
- Survey was only available in English or Spanish
- Did not measure all forms of violence
- Estimates are impacted by recall errors and stigma
- Some margins of error are large ( $\pm 18$  percentage points)
  
- Measured prevalence (number of victims), not incidence (number of incidents / victimizations)



# Strengths of the NISVS Survey and NIJ Analysis

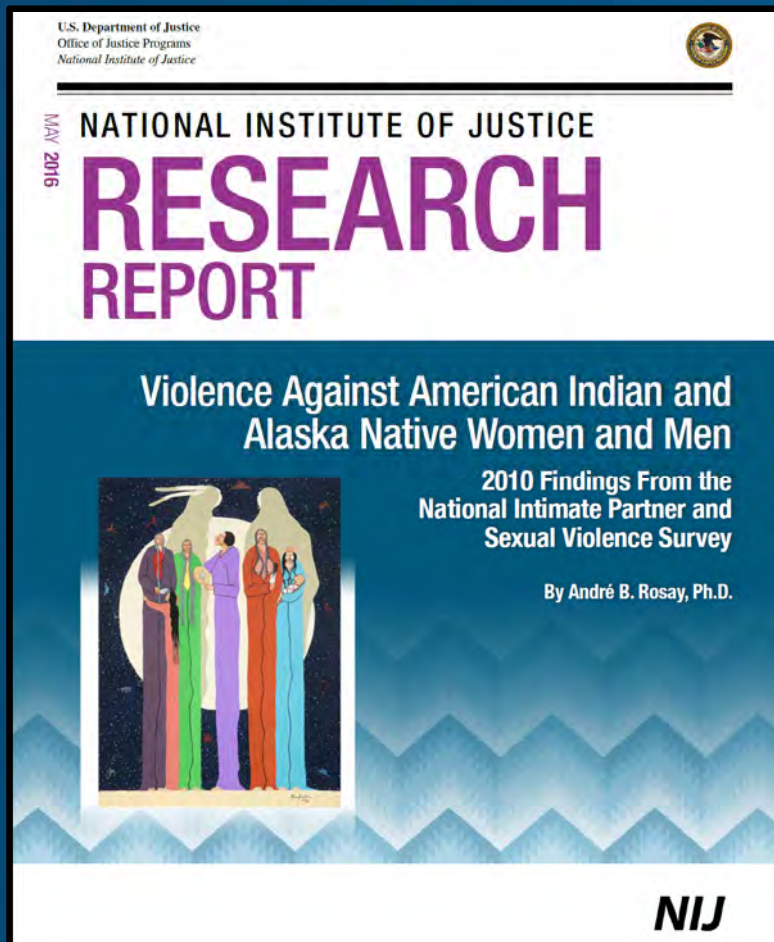
---

(p. 8)

- Detailed estimates of violence
- Large nationally representative sample
- Behaviorally-specific questions
- Includes important information about race of perpetrators and impact of violence
- Results provide a voice to millions of American Indians and Alaska Natives who have experienced violence in their lifetime



# National Institute of Justice Research Report



- Prevalence rates for:
  - Psychological aggression by intimate partners
  - Physical violence by intimate partners
  - Stalking
  - Sexual violence
- Comparisons across racial and ethnic groups
- Race of perpetrators
- Impact of violence





# NIJ Analysis: Psychological Aggression by Intimate Partners

---

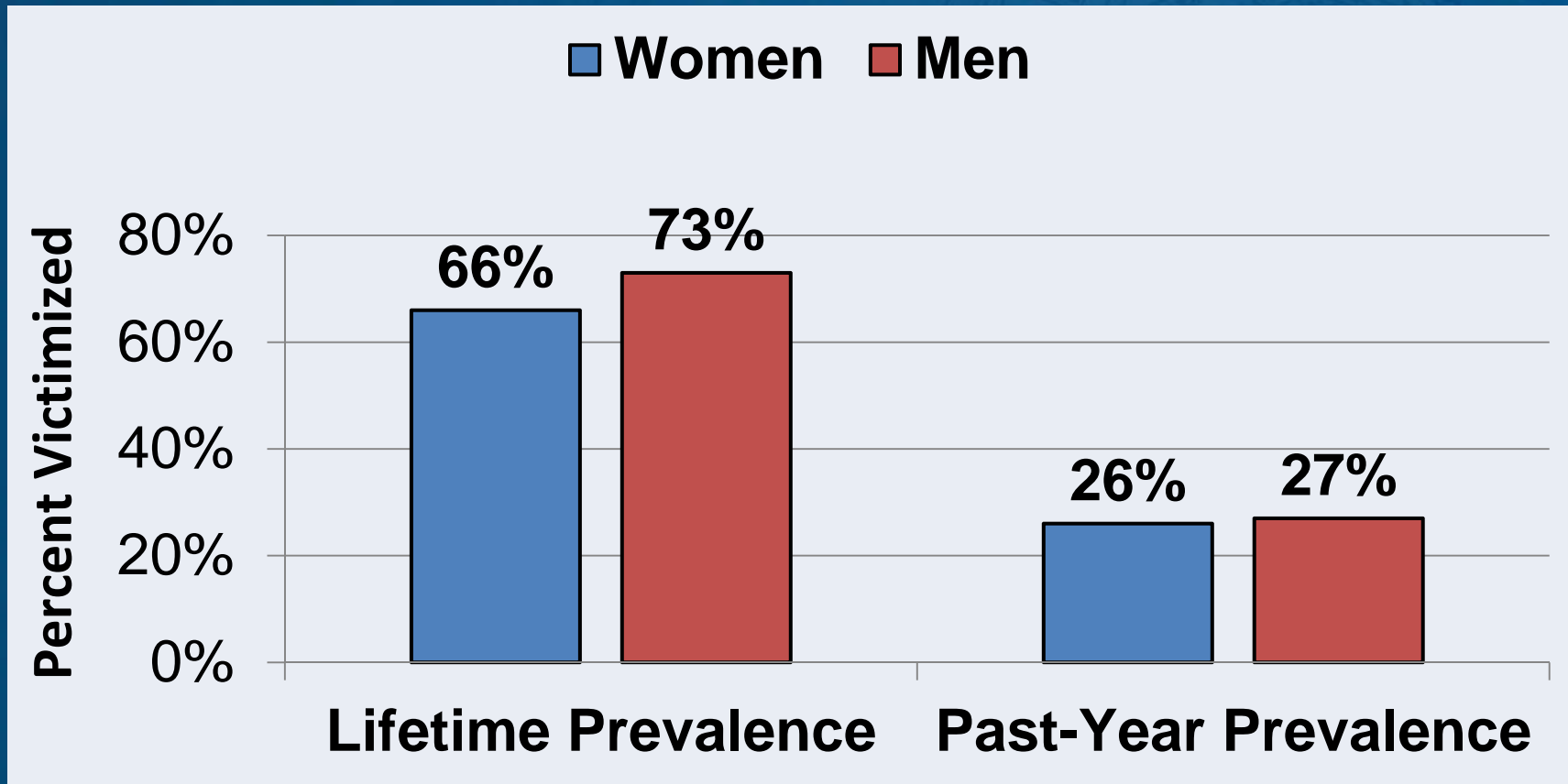
(p. 36)

- Psychological aggression by intimate partners includes:
  - Expressive aggression
  - Coercive control
  - Control of reproductive or sexual health
- Intimate partners include:
  - Romantic and sexual partners such as spouses, boyfriends, girlfriends, people you dated, people you were seeing, or people you hooked up with



# Psychological Aggression Against American Indians and Alaska Natives

(pp. 37-38)



# NIJ Analysis: Physical Violence by Intimate Partners

---

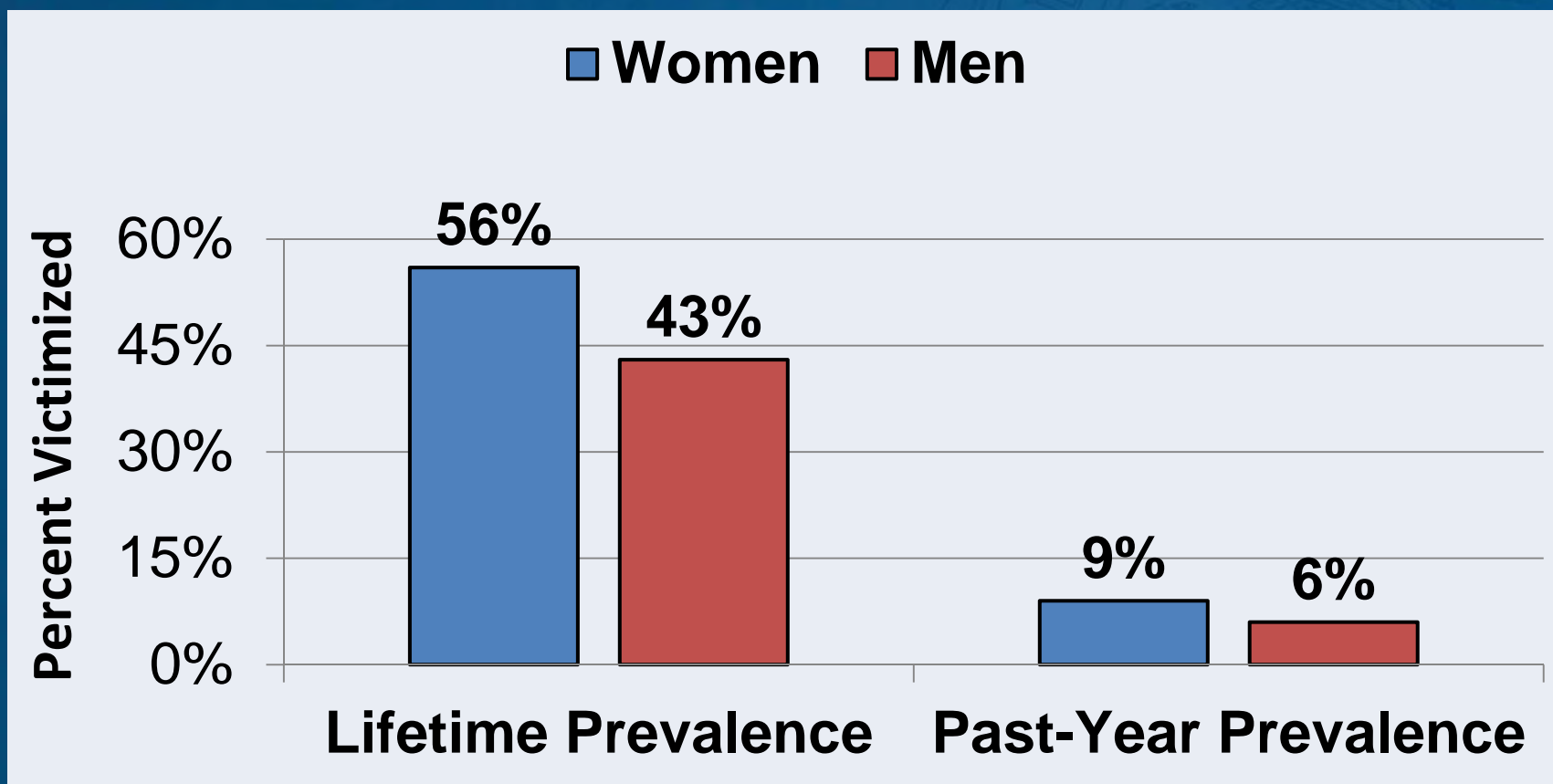
(p. 22)

- Physical violence by intimate partners includes:
  - Slapped
  - Pushed or shoved
  - Hit with a fist or something hard
  - Kicked
  - Hurt by having your hair pulled
  - Slammed against something
  - Hurt by being choked or suffocated
  - Beaten
  - Burned on purpose
  - Having a knife or gun used on you



# Physical Violence Against American Indians and Alaska Natives

(pp. 23-24)



# NIJ Analysis: Stalking

---

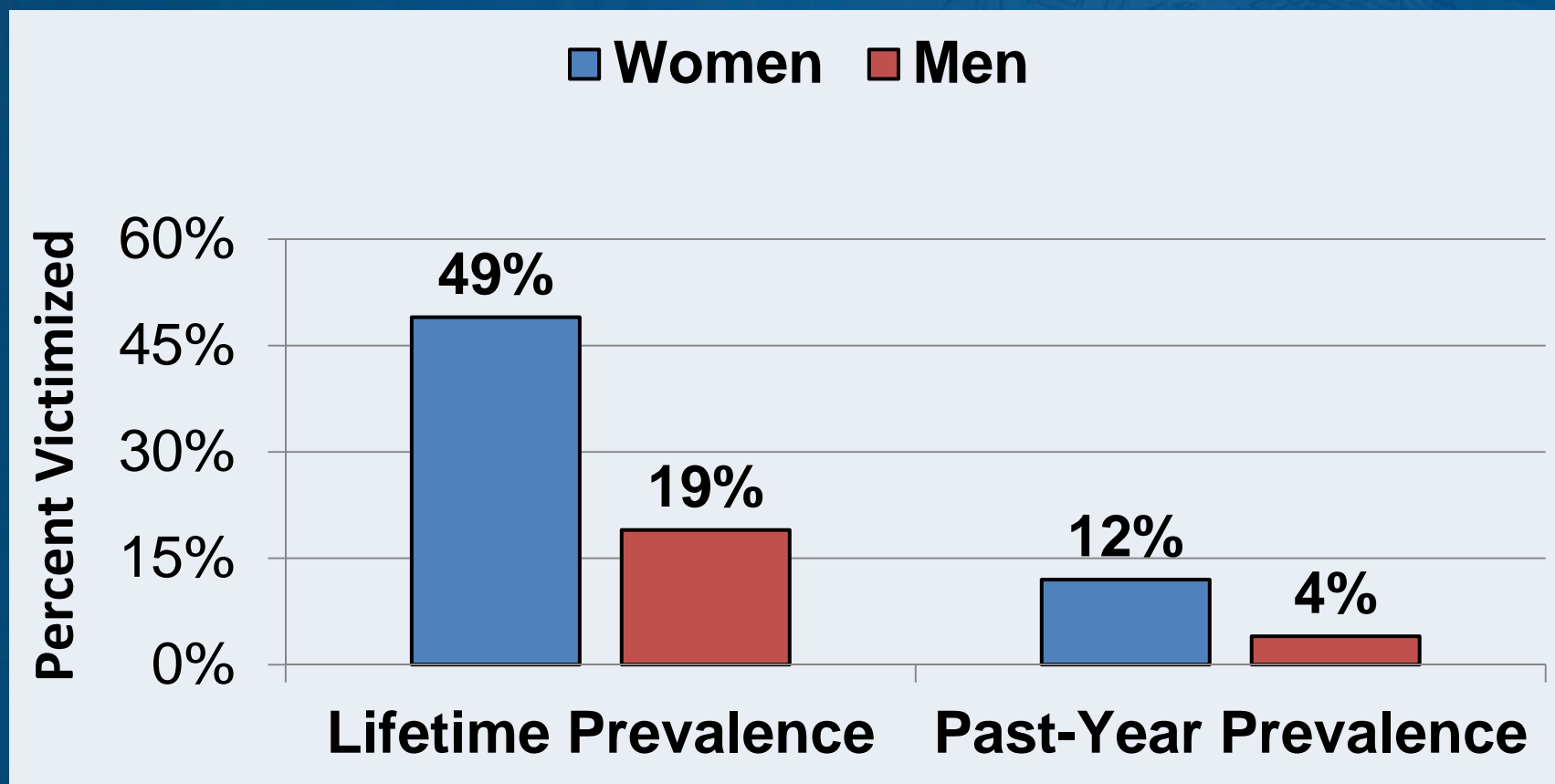
(p. 30)

- A course of conduct that reasonably causes fear
- Seven stalking behaviors:
  - Made unwanted phone calls or left messages
  - Sent unwanted emails or messages
  - Left unwanted cards, letters, flowers, or presents
  - Watched or followed from a distance, or spied
  - Approached or showed up when unwanted
  - Left strange or potentially threatening items
  - Sneaked into home or car and did things to scare



# Stalking Against American Indians and Alaska Natives

(p. 31)



# NIJ Analysis: Sexual Violence

---

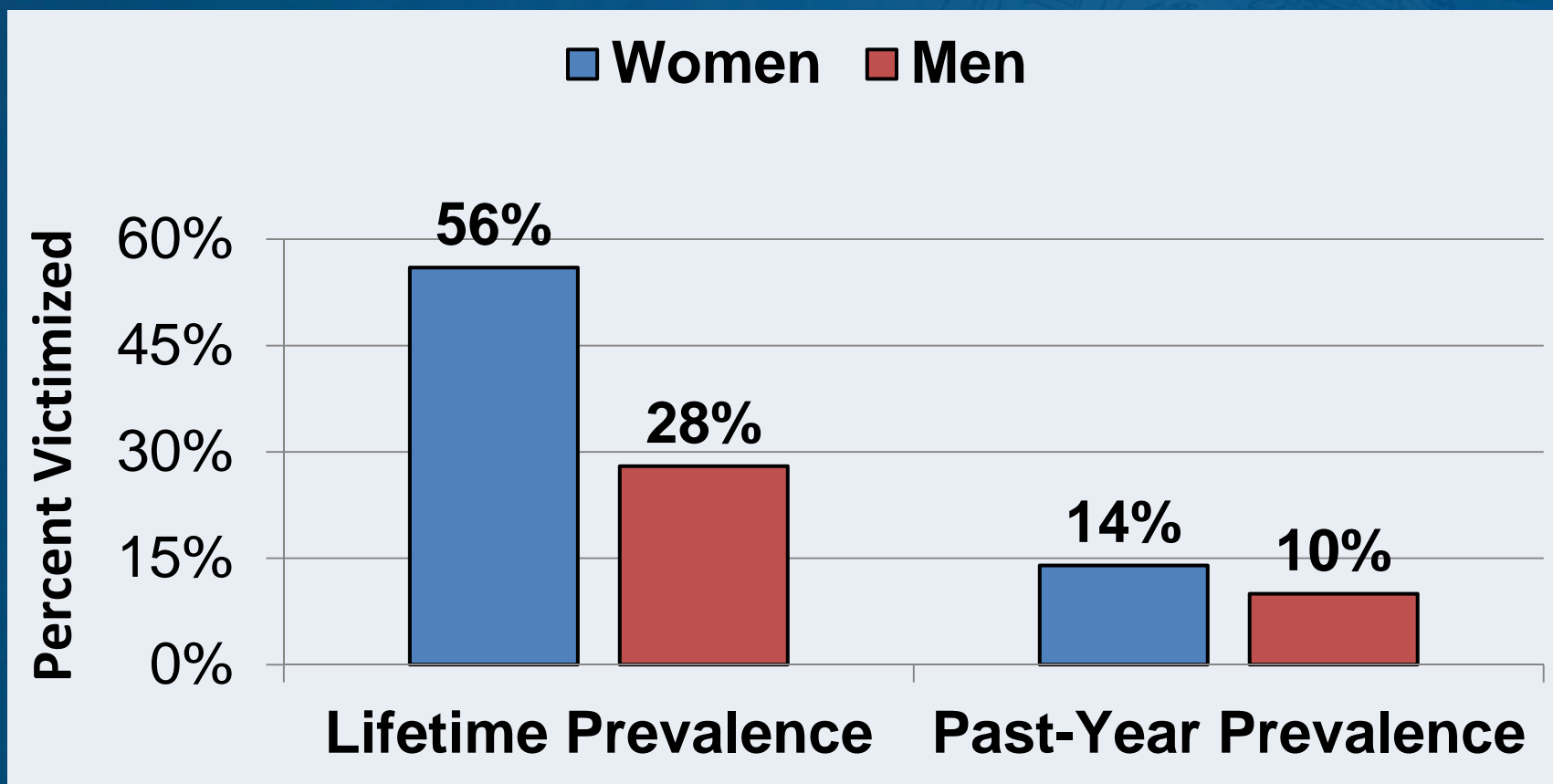
(p. 12)

- Includes sexual violence with penetration and other sexual violence
- Sexual violence with penetration includes:
  - Completed forced penetration
  - Completed alcohol- or drug-facilitated penetration
  - Attempted forced penetration
- Other sexual violence includes:
  - Sexual coercion
  - Unwanted sexual contact
  - Non-contact unwanted sexual experiences



# Sexual Violence Against American Indians and Alaska Natives

(pp. 14-17)





# Types of Sexual Violence Against American Indians and Alaska Natives

(pp. 14-17)

Lifetime Prevalence	Women	Men
<b>Any Sexual Violence</b>	<b>56%</b>	<b>28%</b>
Sexual Violence with Penetration	35%	11%
Other Sexual Violence	52%	24%

Past-Year Prevalence	Women	Men
<b>Any Sexual Violence</b>	<b>14%</b>	<b>10%</b>
Sexual Violence with Penetration	5%	2%
Other Sexual Violence	14%	8%



# Summary of NIJ Estimates for American Indians and Alaska Natives

---

(pp. 43-45)

- Most American Indian and Alaska Native adults have experienced violence:
  - More than 4 in 5 (83%)
  - More than 1.5 million women
  - More than 1.4 million men
- Women and men are victimized at similar rates, but in different ways:
  - Women are more likely to experience stalking and sexual violence than men



# Comparisons Across Racial and Ethnic Groups

---

(pp. 44-45)

- Compared victimization rates to those for non-Hispanic White women and men
- Lifetime victimization rates are significantly higher for American Indians and Alaska Natives than for Whites:
  - 1.2 times as high for American Indian and Alaska Native women
  - 1.3 times as high for American Indian and Alaska Native men

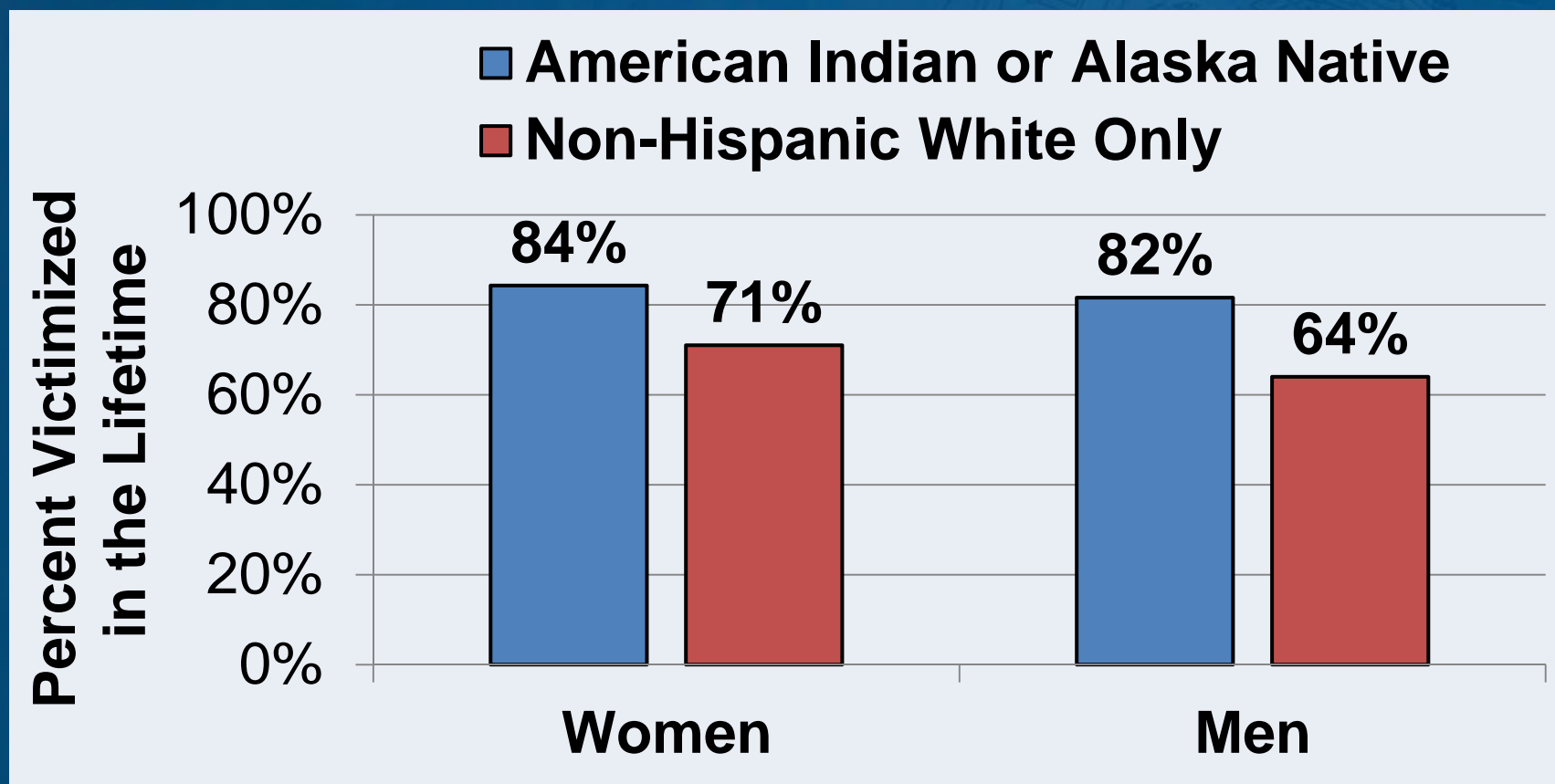


**NIJ**

NIWRC Webinar  
5/18/16

# Victimization Rates are Higher for American Indians and Alaska Natives

(p. 44)



# Race of Perpetrators for American Indian and Alaska Native Victims

---

(pp. 45-47)

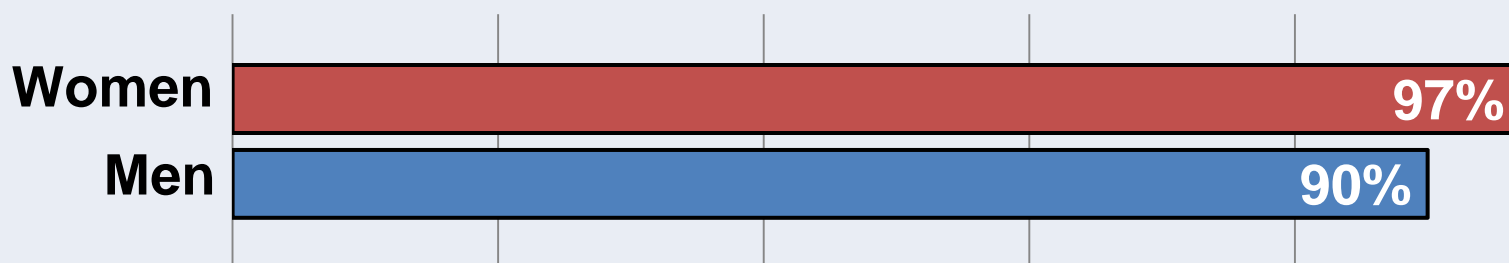
- Interracial violence is more prevalent than intraracial violence
- American Indian and Alaska Native victims were:
  - More likely to have experienced violence by one or more non-Indian perpetrator
  - Less likely to have experienced violence by one or more American Indian or Alaska Native perpetrator
- Results provide strong support for the sovereign right of federally recognized tribes to prosecute non-Indian offenders



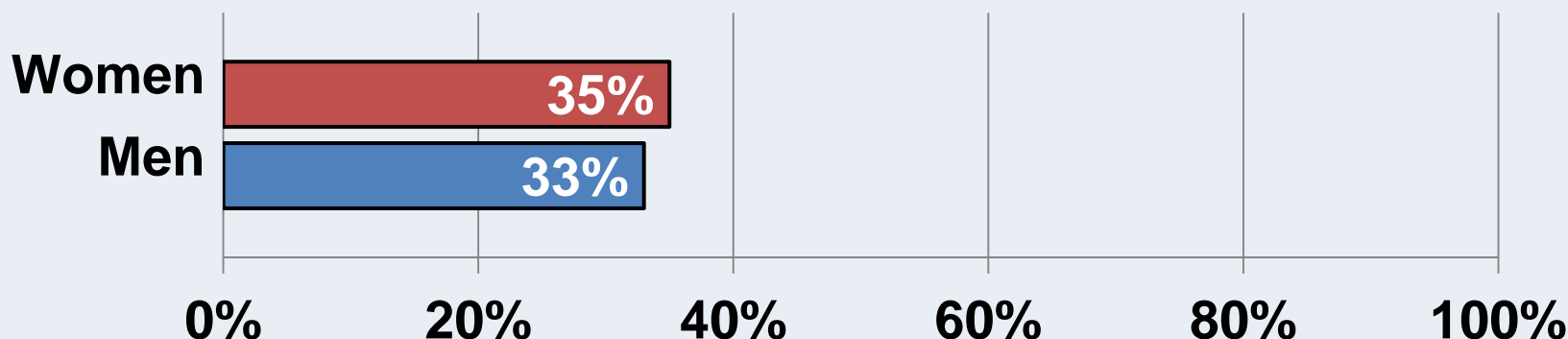
# Interracial Violence is More Prevalent than Intra-racial Violence

(p. 46)

% of victims experiencing violence by an interracial perpetrator



% of victims experiencing violence by an intra-racial perpetrator



# Percent Victimized in the Lifetime by at Least One Interracial Perpetrator

(p. 19, 26, 33, & 41)

Lifetime Prevalence of Interracial Violence Among Victims	Female Victims	Male Victims
<b>Psychological Aggression by Intimate Partners</b>	<b>91%</b>	<b>88%</b>
<b>Physical Violence by Intimate Partners</b>	<b>90%</b>	<b>85%</b>
<b>Stalking</b>	<b>89%</b>	<b>91%</b>
<b>Sexual Violence</b>	<b>96%</b>	<b>89%</b>



# Impact of Violence Against American Indians and Alaska Natives

---

(pp. 47-50)

- Most common service needs (for both female and male victims) were medical care and legal services
- American Indian and Alaska Native female victims were more likely to be physically injured and need medical care
- They were significantly less able to access services
- Results continue to highlight the disparities in health outcomes, the disparities in access to health care, and the need for additional services





# Female Victims Have Greater Need for Services, But Less Access to Services

---

(pp. 47-50)

- Among American Indian and Alaska Native female victims:
  - 41% had physical injuries
  - 49% needed services
  - 38% needed medical care
- Among American Indian and Alaska Native female victims who needed services:
  - 38% were unable to access services



# “Five Things” About Violence Against American Indians and Alaska Natives

---

- 1) Most American Indian and Alaska Native adults have experienced violence.
- 2) Women and men are victimized at similar rates, but in different ways.
- 3) Victimization rates are higher for American Indians and Alaska Natives.
- 4) Female victims have greater need for services, but less access to services.
- 5) Interracial violence is more prevalent than intraracial violence.



# Acknowledgments

---


- We sincerely thank the women and men who invested time and effort to participate in this survey.
- They re-lived horrendous experiences, ones that no one should be subjected to, to help all of us understand the extent of violence in the United States.
- While the survey has limitations, results provide a voice to millions of American Indian and Alaska Native victims and survivors.
- We are committed to honor their voices and hope that this research will bring awareness on their experiences.



# Acknowledgments

---

- We also thank the National Indigenous Women's Resource Center (NIWRC) for hosting this webinar and for their dedication to ending violence and increasing safety for American Indian women and children.



[www.niwrc.org](http://www.niwrc.org)



## **André B. Rosay**

Director, University of Alaska Anchorage Justice Center

(907) 786-1821

[abrosay@uaa.alaska.edu](mailto:abrosay@uaa.alaska.edu)

## **Christine R. Crossland**

Senior Social Science Analyst, National Institute of Justice

(202) 616-5166

[Christine.Crossland@usdoj.gov](mailto:Christine.Crossland@usdoj.gov)



**NIJ**