

# Youth Violence Study Anchorage, AK

**André B. Rosay and Sharon E. Chamard**  
Justice Center, University of Alaska Anchorage



Youth Violence Progress Report  
March 16, 2005



JC 0419  
<http://justice.uaa.alaska.edu>

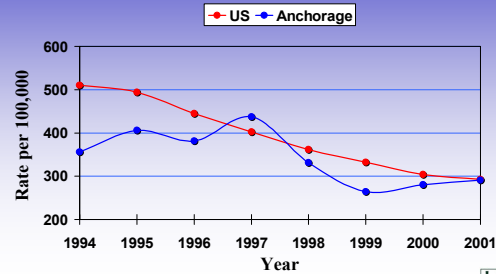


## Youth Violence Initiative Project History (4/15/2004)

- PSAC strongly advised Mayor's Office to conduct a study of youth violence:
  - What are the statistics of youth violence?
  - Where is youth violence concentrated?
  - How do we compare to other cities?
  - How do we compare to 10 and 5 years ago?
- UAA Justice Center and Anchorage Police Department collaborated to perform this study:
  - Project design (Spring 2004)
  - Data collection (Summer 2004)
  - Data management (Fall 2004 / Spring 2005)
  - Analysis (Summer 2005)
  - Report (Fall 2005)

UAA

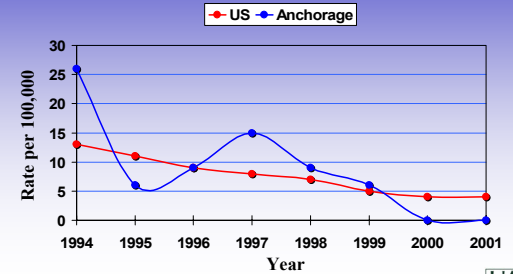
## Juvenile Arrest Rate for Violent Crime: Murder, Rape, Robbery, Assault



Source: <http://ojjdp.ncjrs.org/ojstatbb/ezaucr/>

UAA

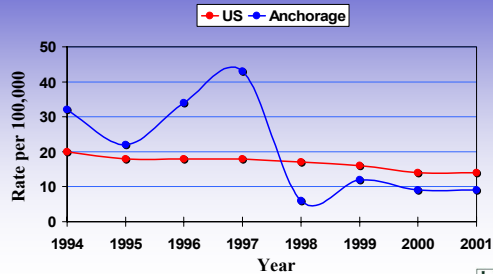
## Juvenile Arrest Rate: Murder and Nonnegligent Manslaughter



Source: <http://ojjdp.ncjrs.org/ojstatbb/ezaucr/>

UAA

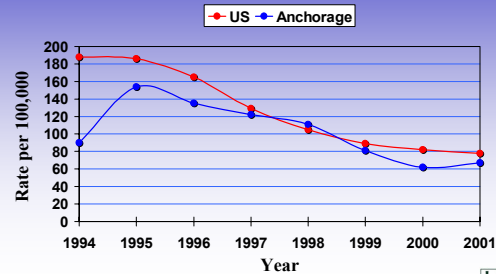
## Juvenile Arrest Rate: Forcible Rape



Source: <http://ojjdp.ncjrs.org/ojstatbb/ezaucr/>

UAA

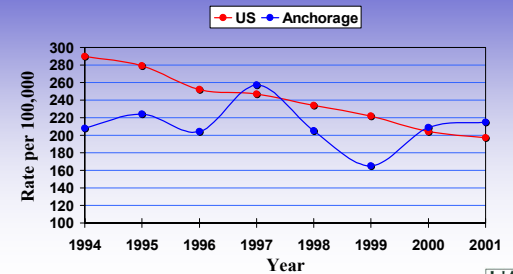
## Juvenile Arrest Rate: Robbery



Source: <http://ojjdp.ncjrs.org/ojstatbb/ezaucr/>

UAA

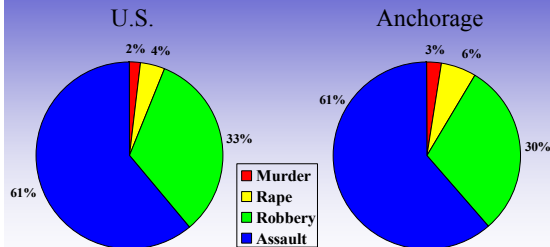
## Juvenile Arrest Rate: Aggravated Assault



Source: <http://ojjdp.ncjrs.org/ojstatbb/ezaucr/>

UAA

## Composition of Juvenile Violent Crime: 1994-2001



Source: <http://ojdp.ncjrs.org/ojstatbb/ezaucl/>



## Number of Juvenile Arrests for Violent Crimes in Alaska: 1993, 1998, 2003

	1993	1998	2003	% Change	
				98 to 03	93 to 03
Murder	5	9	3	-67%	-40%
Rape	20	18	28	+55%	+40%
Robbery	55	57	25	-56%	-54%
Assault	170	191	159	-17%	-6%
Total	250	275	215	-22%	-14%

Source: Crime in the United States, 1993, 1998, 2003



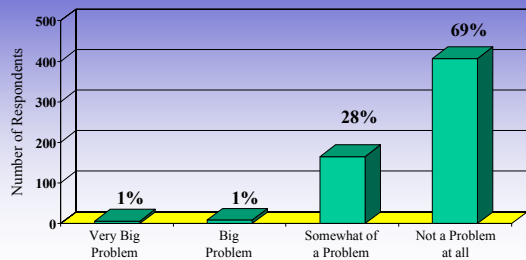
## Perceptions of Youth Violence in Anchorage

- Anchorage Community Survey, 2005
- Stratified random sample of households
- 596 Anchorage residents asked:
  - Is youth violence a problem in your neighborhood?
  - Are you concerned about being victimized by youths?
  - Is there more or less youth violence in your neighborhood than one year ago?

Source: Anchorage Community Survey, 2005



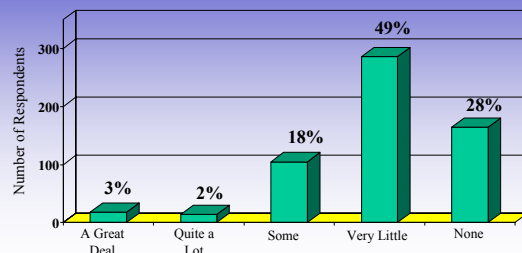
## How much of a problem would you say youth violence is in your neighborhood?



Source: Anchorage Community Survey, 2005; N=586



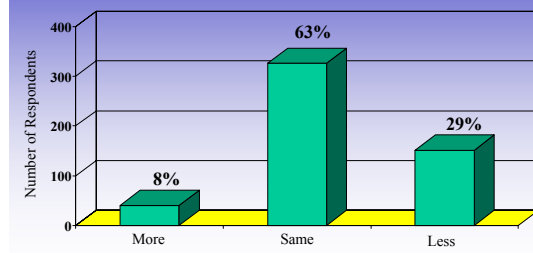
## Please tell me how much concern you, yourself, have of being victimized by someone under the age of 18.



Source: Anchorage Community Survey, 2005; N=587



## In general, would you say there is more or less youth violence in your neighborhood than there was at this time one year ago?



Source: Anchorage Community Survey, 2005; N=517



## Conclusions

- Youth violence is not a serious problem in Anchorage.
- Youth violence is not perceived to be a serious problem in Anchorage.
- Levels of youth violence are “normal”:
  - Anchorage levels are similar to (or below) national average
  - Youth violence is declining, as it has nationally
- Yet we must continue our efforts to:
  - Keep our good programs
  - Develop new promising programs

UAA

## Promising Programs are NOT Developed from Episodic Incidents of Violence!

Good policies are empirically-driven:

Youth Violence Study

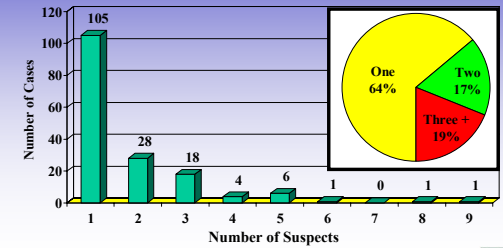
Good policies are empirically-supported:

Model Programs

Promising Solutions to Youth Violence

UAA

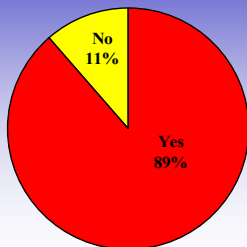
## Youth Violence Study Preliminary Results Number of Suspects per Case



Source: Youth Violence Study, 2003/4, N=164 cases

UAA

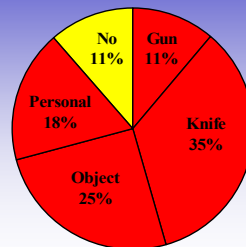
## Youth Violence Study Preliminary Results Use of Force



Source: Youth Violence Study, 2003/4, N= 164 cases

UAA

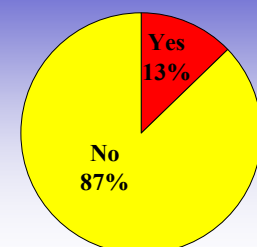
## Youth Violence Study Preliminary Results Use of Force



Source: Youth Violence Study, 2003/4, N= 164 cases

UAA

## Youth Violence Study Preliminary Results Alcohol Use



Source: Youth Violence Study, 2003/4, N= 281 suspects

UAA

## Examples of MODEL Programs to Reduce Youth Violence

- Multisystemic Therapy
- Nurse-Family Partnerships
- Bullying Prevention Program
- Promoting Alternative Thinking Strategies

Source: Blueprints for Violence Prevention ([www.colorado.edu/cspv/blueprints](http://www.colorado.edu/cspv/blueprints))



## Multisystemic Therapy

- **Targets:** Violent 12-17 year olds
- **Summary:** Empower youth & family  
Use strength-based approach
- **Outcomes:** Decrease recidivism  
Improve functioning
- **Cost:** \$4,500 per youth

Source: Blueprints for Violence Prevention ([www.colorado.edu/cspv/blueprints](http://www.colorado.edu/cspv/blueprints))



## Nurse-Family Partnerships

- **Targets:** At-risk pregnant women
- **Summary:** Improve prenatal health  
Improve child/mother development
- **Outcomes:** Fewer arrests  
Improved child/mother functioning
- **Cost:** \$3,200 per family per year

Source: Blueprints for Violence Prevention ([www.colorado.edu/cspv/blueprints](http://www.colorado.edu/cspv/blueprints))



## Bullying Prevention Program

- **Targets:** Students in schools
- **Summary:** Bullying prevention / intervention  
Involves schools, classes, students
- **Outcomes:** Reductions in antisocial behavior  
Improved school climate
- **Cost:** \$200 per school, \$65 per teacher

Source: Blueprints for Violence Prevention ([www.colorado.edu/cspv/blueprints](http://www.colorado.edu/cspv/blueprints))



## Promoting Alternative Thinking Strategies

- **Targets:** Students in elementary schools
- **Summary:** Promote competency  
Enhance educational process
- **Outcomes:** Decreased conduct problems  
Better conflict-resolution
- **Cost:** \$30 per student per year

Source: Blueprints for Violence Prevention ([www.colorado.edu/cspv/blueprints](http://www.colorado.edu/cspv/blueprints))



UNIVERSITY OF ALASKA  
ANCHORAGE

JUSTICE CENTER

<http://justice.uaa.alaska.edu>

786-1810

