

# ANCHORAGE COMMUNITY INDICATORS

A PUBLICATION OF THE JUSTICE CENTER

April 2004

University of Alaska Anchorage

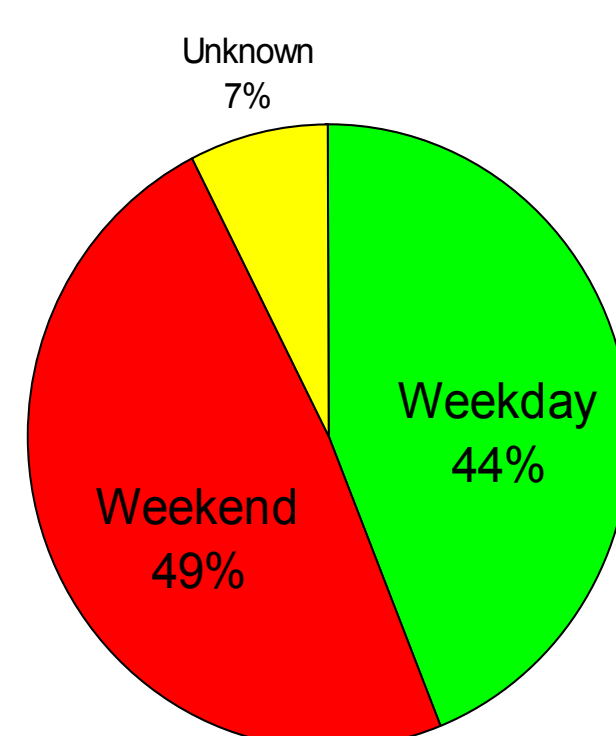
Series 2, No. 6

## Sexual Assault Study: Differences by Day of the Week Alexa Fleming and André Rosay

### DATA:

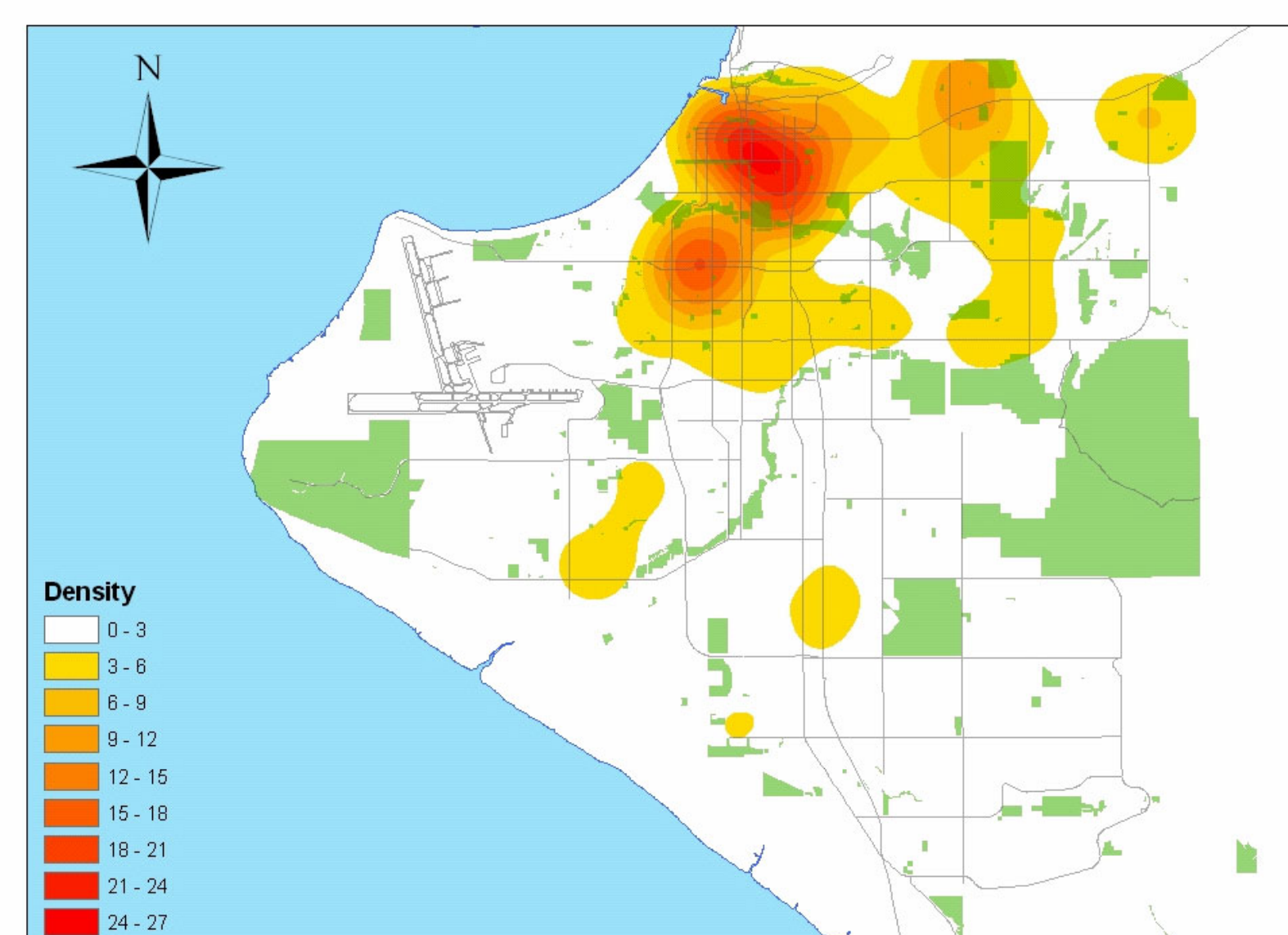
This analysis is based on 541 sexual assaults reported to the Anchorage Police Department in 2000 and 2001. More specifically, this analysis compares the 237 assaults that occurred during the week to the 264 assaults that occurred during the weekend.

Most assaults (60%) occurred between 10PM and 6AM.

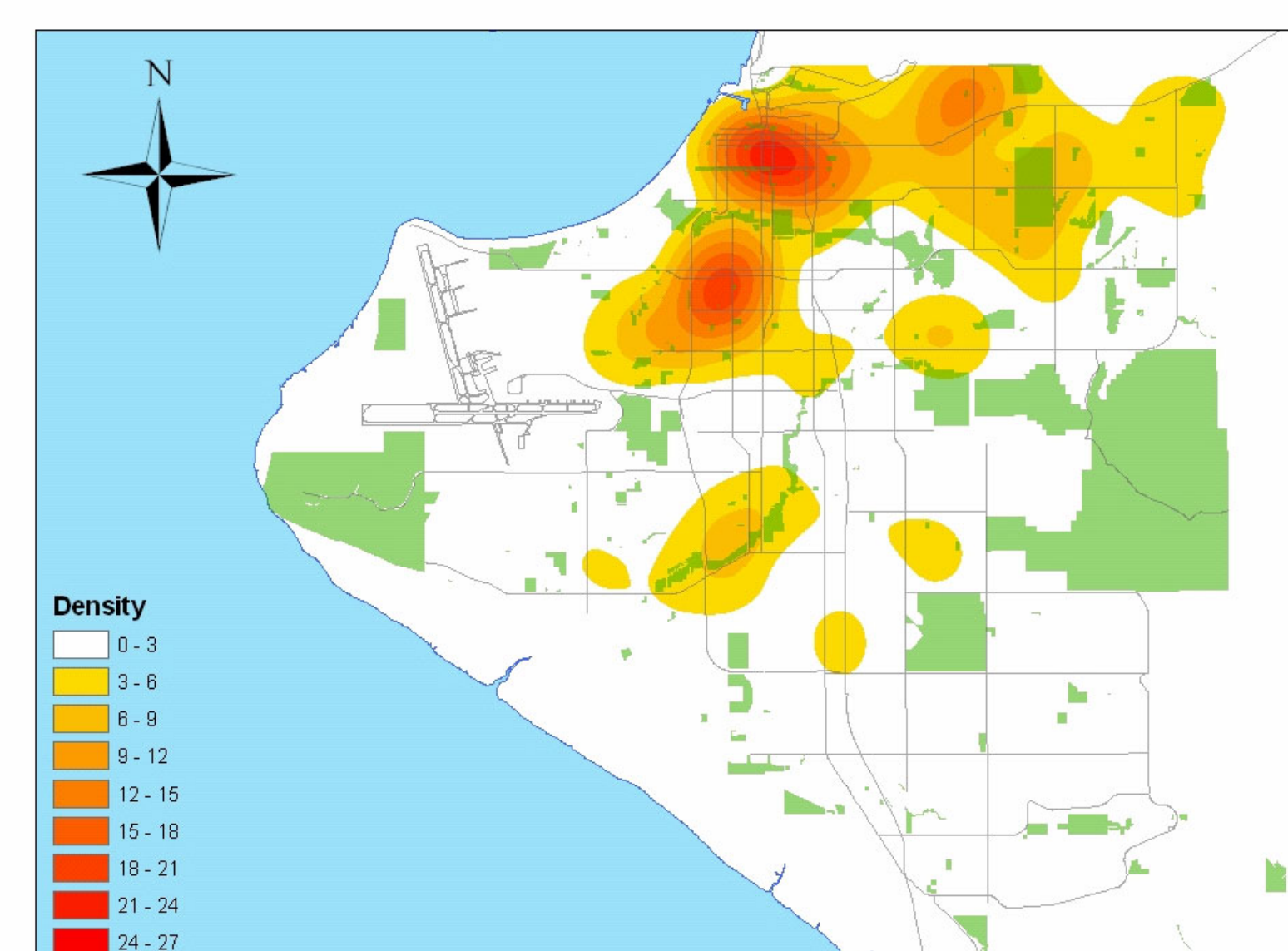


### SEXUAL ASSAULT DENSITIES BY DAY OF WEEK

#### WEEKDAYS



#### WEEKEND



### SUBSTANCE USE

Victim	Weekdays			Weekend		
	N	%	Total	N	%	Total
Alcohol	73	60.8	120	87	65.4	133
Marijuana	6	5.9	102	17	13.8	123
Other Drug	13	12.9	101	7	5.9	118

Suspect	Weekdays			Weekend		
	N	%	Total	N	%	Total
Alcohol	72	76.6	94	81	78.6	103
Marijuana	5	9.4	53	15	19.5	77
Other Drug	7	11.9	59	3	4.0	74

### AGE

Victim	Weekdays		Weekend	
	N	%	N	%
14 years old or younger	15	6.2	22	8.3
15 to 19 years old	60	24.8	69	26.0
20 to 24 years old	41	16.9	44	16.6
25 to 34 years old	53	21.9	66	24.9
35 to 44 years old	46	19.0	48	18.1
45 to 54 years old	20	8.3	12	4.5
55 years old or older	7	2.9	4	1.5
<b>Total</b>	<b>242</b>	<b>100.0</b>	<b>265</b>	<b>100.0</b>

### RACE

Victim	Weekdays		Weekend	
	N	%	N	%
White	112	46.9	117	44.5
Native	101	42.3	131	49.8
Hispanic	6	2.5	2	0.8
Black	13	5.4	13	4.9
Asian	5	2.1	2	0.8
Pacific Islander	0	0.0	0	0.0

### LOCATION

Pick-up	Weekdays		Weekend	
	N	%	N	%
Victim's House	50	23.3	53	21.6
Suspect's House	26	12.1	31	12.7
Other House	20	9.3	31	12.7
Hotel	17	7.9	15	6.1
Bar	19	8.8	34	13.9
Outdoors	49	22.8	50	20.4
Other	34	15.8	31	12.7
<b>Total</b>	<b>215</b>	<b>100.0</b>	<b>245</b>	<b>100.0</b>

### COMMUNITY COUNCIL

	Weekdays		Weekend	
	N	%	N	%
Downtown	24	13.0	18	9.0
Fairview	22	12.0	18	9.0
Mt. View	17	9.2	22	10.9
Northeast	14	7.6	20	10.0
Spenard	20	10.9	32	15.9
Other	87	47.3	91	45.3
<b>Total</b>	<b>184</b>	<b>100.0</b>	<b>201</b>	<b>100.0</b>

Suspect	Weekdays		Weekend	
	N	%	N	%
14 years old or younger	4	2.6	3	1.6
15 to 19 years old	29	18.7	25	13.7
20 to 24 years old	25	16.1	42	23.0
25 to 34 years old	44	28.4	47	25.7
35 to 44 years old	35	22.6	43	23.5
45 to 54 years old	13	8.4	19	10.4
55 years old or older	5	3.2	4	2.2
<b>Total</b>	<b>155</b>	<b>100.0</b>	<b>183</b>	<b>100.0</b>

Suspect	Weekdays		Weekend	
	N	%	N	%
White	101	39.9	115	41.2
Native	57	22.5	59	21.1
Hispanic	28	11.1	19	6.8
Black	51	20.2	79	28.3
Asian	17	6.7	10	3.6
Pacific Islander	2	0.8	2	0.7

Assault	Weekdays		Weekend	
	N	%	N	%
Victim's House	59	24.8	58	22.0
Suspect's House	45	18.9	64	24.2
Other House	27	11.3	39	14.8
Hotel	30	12.6	24	9.1
Outdoors	58	24.4	66	25.0
Other	19	8.0	13	4.9
<b>Total</b>	<b>238</b>	<b>100.0</b>	<b>264</b>	<b>100.0</b>

### RELATIONSHIP

	Weekdays			Weekend		
	N	%	% non-stranger	N	%	% non-stranger
Intimate	12	7.7	15.4	15	9.9	17.4
Family	15	9.7	19.2	7	4.6	8.1
Acquaintance	28	18.1	35.9	45	29.6	52.3
Friend	23	14.8	29.5	19	12.5	22.1
Stranger	77	49.7	--	66	43.4	--
<b>Total</b>	<b>155</b>	<b>100.0</b>	<b>100.0</b>	<b>152</b>	<b>100.0</b>	<b>100.0</b>