

ANCHORAGE COMMUNITY INDICATORS

A PUBLICATION OF THE JUSTICE CENTER

April 2004

University of Alaska Anchorage

Series 2, No. 8

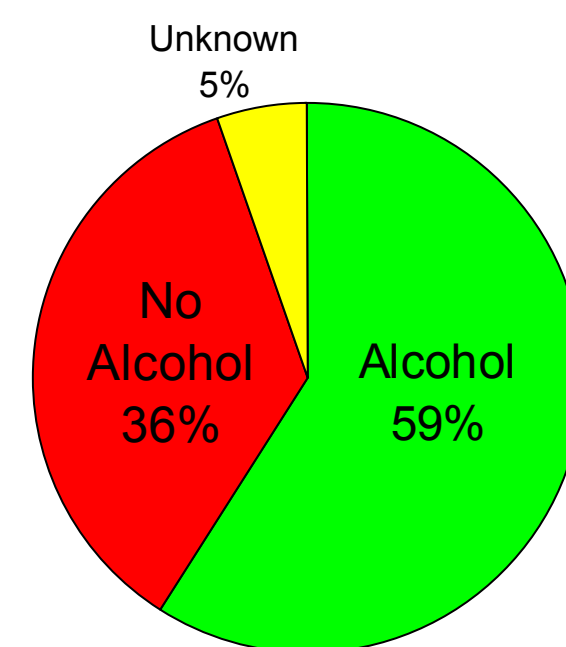
Sexual Assault Study: Differences By Victim's Alcohol Use

Gregory Snodgrass and André Rosay

DATA:

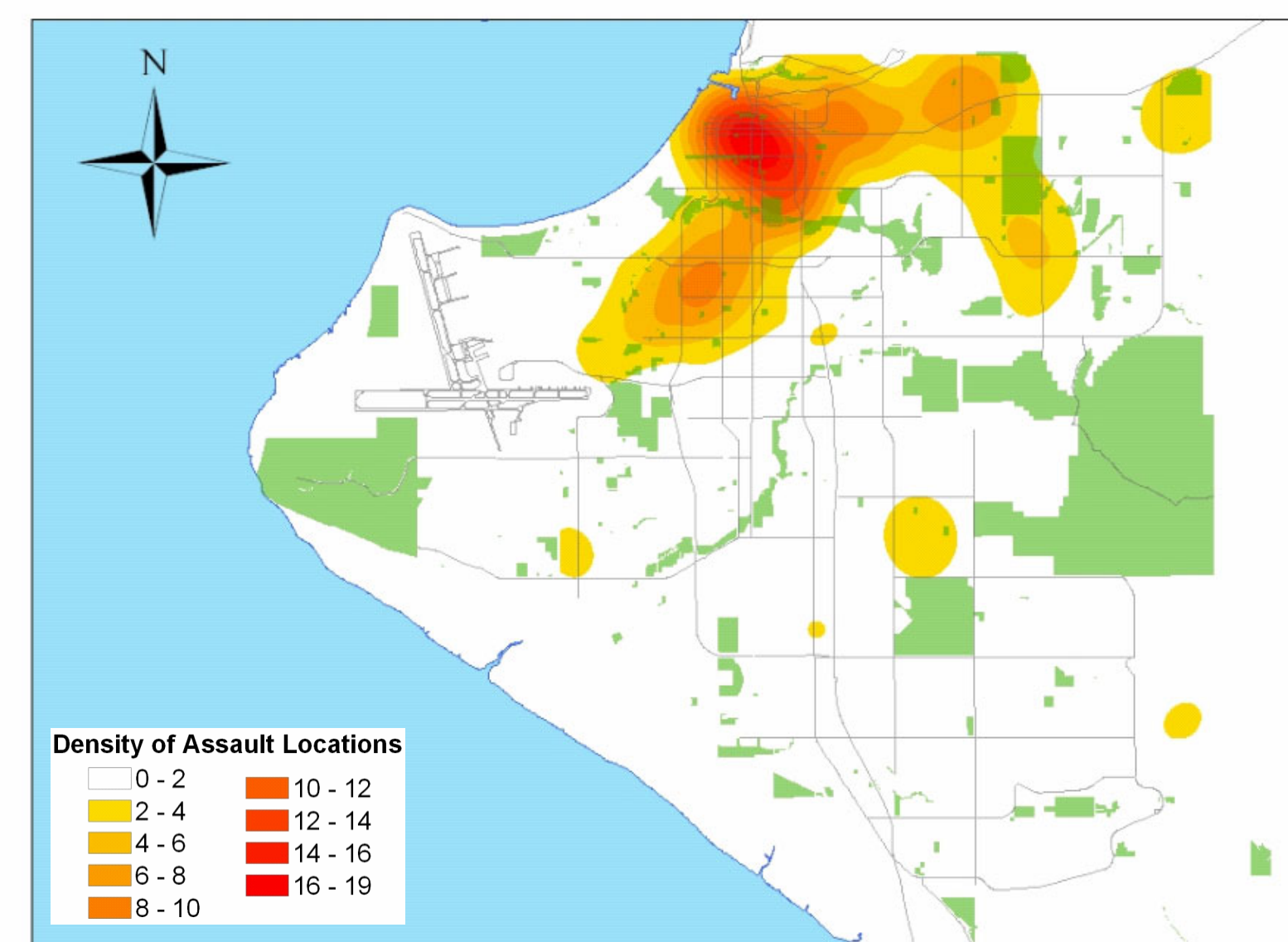
This analysis is based on 282 sexual assaults reported to the Anchorage Police Department in 2001. More specifically, this analysis compares the 167 victims that had used alcohol to the 102 victims that had not.

Alcohol use includes both intentional and unintentional alcohol use. Most use (96%) was intentional.

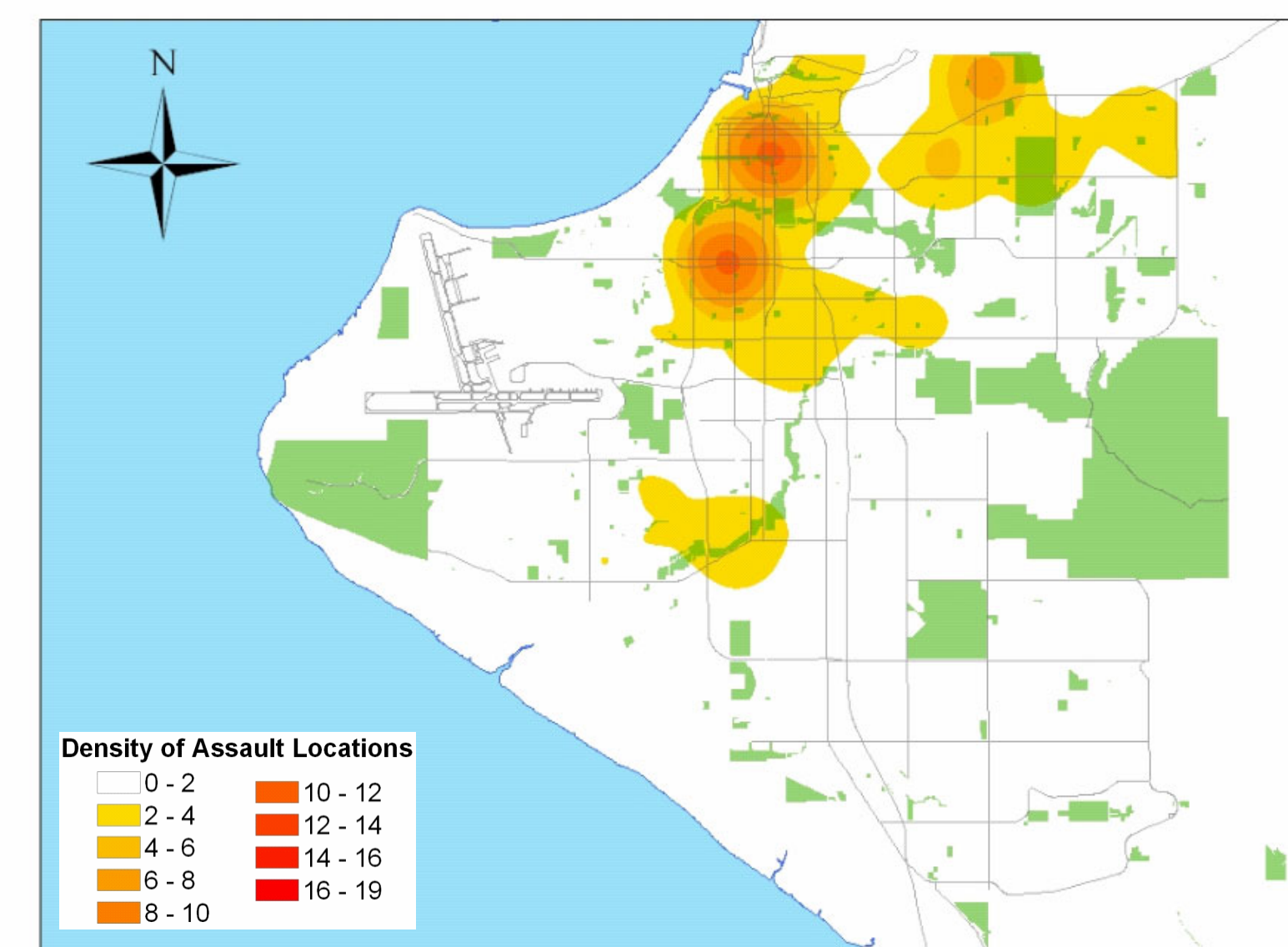


SEXUAL ASSAULT DENSITIES BY ALCOHOL USE

ALCOHOL



NO ALCOHOL



ALCOHOL USE

	Alcohol		No Alcohol	
	N	%	N	%
Suspect used alcohol	135	97.8	20	30.8
Suspect did not	3	2.2	45	69.2
Total	138	100.0	65	100.0

VICTIM INJURIES

	Alcohol		No Alcohol	
	N	%	N	%
No Injuries	78	59.5	53	59.6
Injuries: Not Treated	43	32.8	28	31.5
Injuries: Self-Treated	9	6.9	6	6.7
Injuries: Hospital	1	0.8	2	2.2
Total	131	100.0	89	100.0

AGE

Victim	Alcohol		No Alcohol	
	N	%	N	%
14 years old or younger	8	4.8	17	16.7
15 to 19 years old	48	28.9	25	24.5
20 to 24 years old	17	10.2	16	15.7
25 to 34 years old	45	27.1	19	18.6
35 to 44 years old	37	22.3	11	10.8
45 to 54 years old	11	6.6	8	7.8
55 years old or older	0	0.0	6	5.9
Total	166	100.0	102	100.0

RACE

Victim	Alcohol		No Alcohol	
	N	%	N	%
White	53	32.3	65	65.7
Native	103	62.8	26	26.3
Hispanic	2	1.2	2	2.0
Black	7	4.3	4	4.0
Asian	1	0.6	3	3.0
Pacific Islander	0	0.0	0	0.0

LOCATION

Pick-up	Alcohol		No Alcohol	
	N	%	N	%
Victim's House	24	16.0	30	33.0
Suspect's House	21	14.0	13	14.3
Other House	14	9.3	9	9.9
Hotel	18	12.0	4	4.4
Bar	24	16.0	0	0.0
Outdoors	35	23.3	20	22.0
Other	14	9.3	15	16.5
Total	150	100.0	91	100.0

TIME TO REPORT

	Alcohol		No Alcohol	
	N	%	N	%
Less than 1 hour	73	45.6	25	26.0
1 to 24 hours	61	38.1	34	35.4
24 to 36 hours	3	1.9	4	4.2
More than 36 hours	23	14.4	33	34.4
Total	160	100.0	96	100.0

Suspect	Alcohol		No Alcohol	
	N	%	N	%
14 years old or younger	0	0.0	3	4.1
15 to 19 years old	16	13.3	14	18.9
20 to 24 years old	28	23.3	9	12.2
25 to 34 years old	30	25.0	22	29.7
35 to 44 years old	28	23.3	18	24.3
45 to 54 years old	14	11.7	7	9.5
55 years old or older	4	3.3	1	1.4
Total	120	100.0	74	100.0

Suspect	Alcohol		No Alcohol	
	N	%	N	%
White	53	29.8	42	42.0
Native	54	30.3	15	15.0
Hispanic	16	9.0	8	8.0
Black	44	24.7	33	33.0
Asian	14	7.9	3	3.0
Pacific Islander	2	1.1	0	0.0

Assault	Alcohol		No Alcohol	
	N	%	N	%
Victim's House	27	17.0	35	31.3
Suspect's House	39	24.5	19	17.0
Other House	17	10.7	13	11.6
Hotel	28	17.6	10	8.9
Outdoors	46	28.9	26	23.2
Other	2	1.3	9	8.0
Total	159	100.0	112	100.0

RELATIONSHIP

	Alcohol			No Alcohol		
	N	%	% non-stranger	N	%	% non-stranger
Intimate	14	7.0	14.4	13	12.1	18.6
Family	13	6.5	13.4	11	10.3	15.7
Acquaintance	46	22.9	47.4	27	25.2	38.6
Friend	24	11.9	24.7	19	17.8	27.1
Stranger	104	51.7	---	37	34.6	---
Total	201	100.0	100.0	107	100.0	100.0