

# Alaska Victimization Survey: 2011 Results for Anchorage



**Council on Domestic Violence and Sexual Assault**  
*Lauree Morton*



**University of Alaska Anchorage Justice Center**  
*André B. Rosay, Brad Myrstol, Marny Rivera*



**Washington State University Vancouver**  
*Darryl Wood*

10/03/11



UNIVERSITY of ALASKA ANCHORAGE



## Alaska Victimization Survey in Anchorage



- Designed to establish a baseline for estimates of intimate partner & sexual violence in Anchorage.
- Modeled after the National Intimate Partner and Sexual Violence Surveillance System (CDC) & the 2010 Alaska Victimization Survey (UAA).
- Surveys were administered by RTI International.
- Surveys were conducted by phone throughout the Municipality of Anchorage.



## Alaska Victimization Survey in Anchorage



- Survey was approved by multiple institutional review boards and was supported by STAR and AWAIC.
- Survey procedures were designed to maximize the safety and confidentiality of all respondents.
- Respondents were randomly selected (only adult females were eligible to participate). Called both land lines and cell phones.
- Final sample includes 710 adult women surveyed from April 2011 to June 2011.



## Alaska Victimization Survey in Anchorage



- The sample provides a good representation of the population. Nonetheless, all results are weighted to control for selection, non-response, and coverage.
- There are some very important limitations to this survey. In particular, respondents were limited to English-speaking adult women residing in a household with at least one land or cell phone line. Surveys were only conducted from April 2011 to June 2011.



## Alaska Victimization Survey in Anchorage



- The questions in the survey are very graphic because they are “behaviorally specific.”
- For example, we ask: “How many of your romantic or sexual partners have ever slapped you?”
  - Avoid legal definitions (e.g., ‘assault’)
  - Avoid defining victims, survivors
  - Attribute blame to the perpetrators



## Intimate Partner Violence Definitions



- **Intimate partner violence includes two measures:**
  - *A – Threats of physical violence.*
  - *B – Physical violence.*
  - *Both include intimate partners only, defined as romantic or sexual partners.*
  - *Measures are then combined into a single ‘intimate partner violence’ composite.*
- **Threats of physical violence by intimate partners:**
  - *Have your romantic or sexual partners made threats to physically harm you?*



## Intimate Partner Violence Definitions



- **Physical violence by intimate partners:**
  - *Have your romantic or sexual partners...*
    - *Slapped you?*
    - *Pushed or shoved you?*
    - *Hit you with a fist or something hard?*
    - *Kicked you?*
    - *Hurt you by pulling your hair?*
    - *Slammed you against something?*
    - *Tried to hurt you by choking or suffocating you?*
    - *Beaten you?*
    - *Burned you on purpose?*
    - *Used a knife or gun on you?*



## Intimate Partner Violence Estimates



Lifetime Estimates	Estimated %	Estimated N (out of 106,706)
Intimate Partner Violence <sup>1</sup>	42.2%	45,030
A. Threats	22.8%	24,329
B. Physical Violence	41.6%	44,390

<sup>1</sup> – Includes both threats of physical violence and physical violence by intimate partners.

- *42.2% of adult women in the Municipality of Anchorage (or 45,030) experienced intimate partner violence in their lifetime,*
  - *22.8% (or 24,329) experienced threats of physical violence,*
  - *41.6% (or 44,390) experienced physical violence.*



## Intimate Partner Violence Estimates



Past Year Estimates	Estimated %	Estimated N (out of 106,706)
Intimate Partner Violence <sup>1</sup>	8.2%	8,750
A. Threats	3.6%	3,841
B. Physical Violence	8.1%	8,643

1 – Includes both threats of physical violence and physical violence by intimate partners.

- 8.2% of adult women in the Municipality of Anchorage (or 8,750) experienced intimate partner violence in the past year,
  - 3.6% (or 3,841) experienced threats of physical violence,
  - 8.1% (or 8,643) experienced physical violence.



## Sexual Violence Definitions




- **Sexual violence includes two measures:**
  - A – Alcohol or drug involved sexual assault.
  - B – Forcible sexual assault.
  - Measures are not limited to intimate partners.
  - Measures are then combined into a single ‘sexual violence’ composite.
- **Alcohol or drug involved sexual assault:**
  - When you were alcohol or drug intoxicated and unable to consent, has anyone...
    - Had vaginal sex with you?
    - Made you receive anal sex?
    - Made you perform oral sex?
    - Made you receive oral sex?



## Sexual Violence Definitions



- **Forcible sexual assault:**
  - *Has anyone used physical force or threats to physically harm you to...*
    - *Make you have vaginal sex?*
    - *Make you receive anal sex?*
    - *Make you perform oral sex?*
    - *Make you receive oral sex?*
    - *Put their fingers or an object in your vagina or anus?*
    - *Try to have vaginal, oral, or anal sex with you?*



## Sexual Violence Estimates



Lifetime Estimates	Estimated %	Estimated N (out of 106,706)
Sexual Violence <sup>1</sup>	29.6%	31,585
A. Alcohol or Drug Involved Sexual Assault	18.0%	19,207
B. Forcible Sexual Assault	22.8%	24,329

<sup>1</sup> – Includes both alcohol or drug involved sexual assault and forcible sexual assault.

- *29.6% of adult women in the Municipality of Anchorage (or 31,585) experienced sexual violence in their lifetime,*
  - *18.0% (or 19,207) experienced at least one alcohol or drug involved sexual assault,*
  - *22.8% (or 24,329) experienced at least one forcible sexual assault.*



## Sexual Violence Estimates



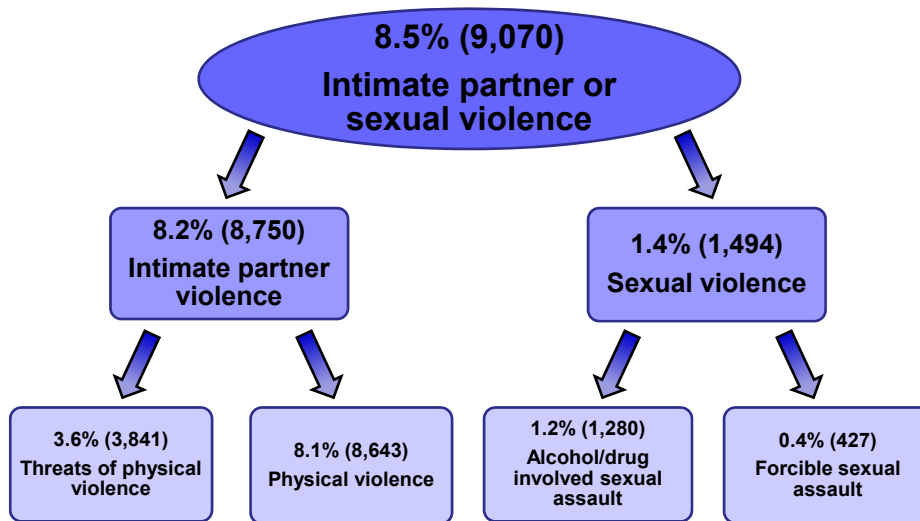
Past Year Estimates	Estimated %	Estimated N (out of 106,706)
Sexual Violence <sup>1</sup>	1.4%	1,494
A. Alcohol or Drug Involved Sexual Assault	1.2%	1,280
B. Forcible Sexual Assault	0.4%	427

1 – Includes both alcohol or drug involved sexual assault and forcible sexual assault.

- 1.4% of adult women in the Municipality of Anchorage (or 1,494) experienced sexual violence in the past year,
  - 1.2% (or 1,280) experienced at least one alcohol or drug involved sexual assault,
  - 0.4% (or 427) experienced at least one forcible sexual assault.

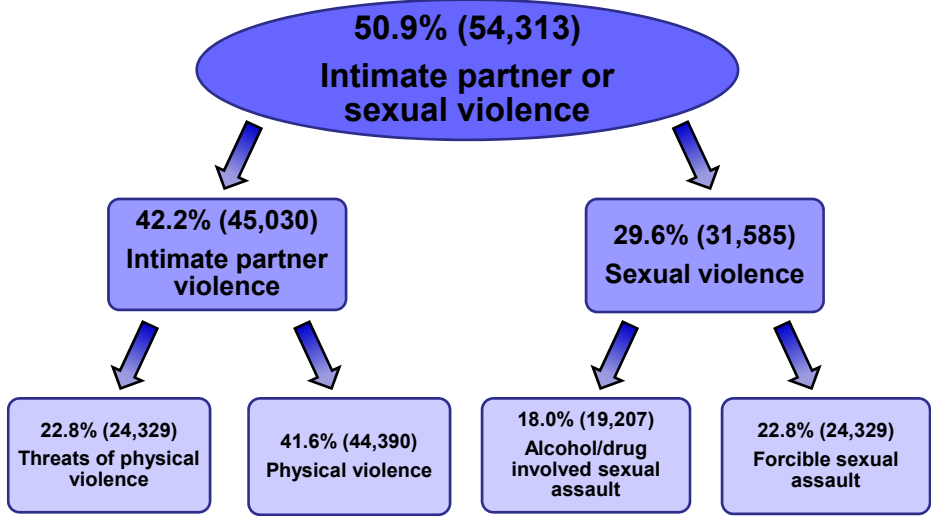


## Summary of Past Year Estimates



Note: percentages do not sum because some respondents experienced multiple victimizations.

# Summary of Lifetime Estimates

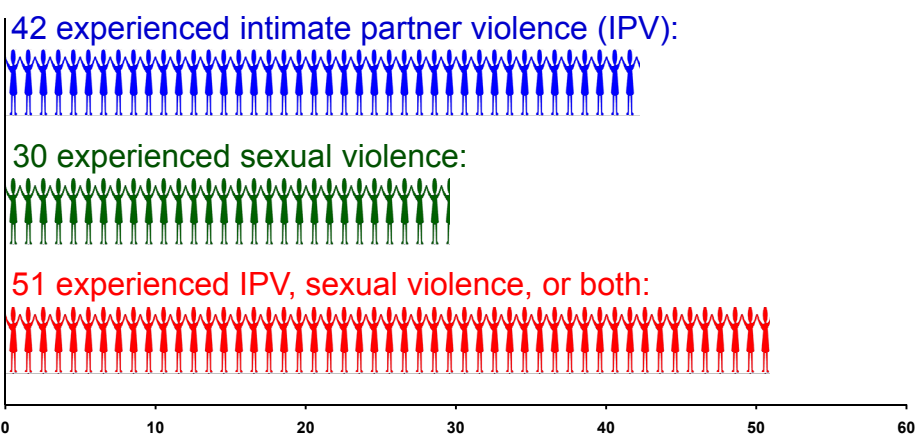


Note: percentages do not sum because some respondents experienced multiple victimizations.

# Lifetime Estimates



Out of every 100 adult women in the Municipality of Anchorage:








## Important Limitations



- Survey only provides a regional average and masks important differences (for example, differences by age or race/ethnicity).
- Survey excluded non-English speaking women, women without phone access, and women not living in a residence (e.g., shelters, hospitals, homeless, prisons). Estimates may be significantly higher among women excluded from the survey.



## Important Limitations



- Measured *number of victims*, not *number of victimizations*. The number of victimizations is higher than the number of victims.
- Survey did not measure all forms of intimate partner violence or sexual violence. Estimates are therefore conservative.
- Estimates may also be conservative because of the continuing stigma of reporting intimate partner and sexual violence.



## A Special Thank You!



**We sincerely thank the women in the Municipality of Anchorage who invested time and effort to participate in the Alaska Victimization Survey.**

**They re-lived horrendous experiences – experiences no one should be subjected to – to help the rest of us understand the extent of intimate partner and sexual violence in Anchorage. Thank you!**



## A Special Thank You!



**We also thank  
Standing Together Against Rape (STAR)  
Abused Women's Aid in Crisis (AWAIC)**



[www.staralaska.com](http://www.staralaska.com)



[www.awaic.org](http://www.awaic.org)

**STAR provides options, support, and information to Alaskans affected by sexual violence (crisis line 1-800-748-8999).**

**AWAIC offers safe shelter and intervention for those affected by domestic violence (crisis line 907-272-0100).**



## Contacts



### **Council on Domestic Violence and Sexual Assault**

*Lauree Morton, Executive Director (Juneau)*

*(907) 465-5503*

*lauree.morton@alaska.gov*



### **University of Alaska Anchorage Justice Center**

*André B. Rosay, Director (Anchorage)*

*(907) 786-1821*

*afabr@uaa.alaska.edu*