

# Alaska Victimization Survey: 2011 Results for Juneau



**Council on Domestic Violence and Sexual Assault**  
*Lauree Morton*



**University of Alaska Anchorage Justice Center**  
*André B. Rosay, Brad Myrstol, Marny Rivera*



**Washington State University Vancouver**  
*Darryl Wood*

10/17/11



UNIVERSITY of ALASKA ANCHORAGE



## Alaska Victimization Survey in Juneau



- Designed to establish a baseline for estimates of intimate partner & sexual violence in Juneau.
- Modeled after the National Intimate Partner and Sexual Violence Surveillance System (CDC) & the 2010 Alaska Victimization Survey (UAA).
- Surveys were administered by RTI International.
- Surveys were conducted by phone throughout the City and Borough of Juneau.



## Alaska Victimization Survey in Juneau



- Survey was approved by multiple institutional review boards and was supported by AWARE.
- Survey procedures were designed to maximize the safety and confidentiality of all respondents.
- Respondents were randomly selected (only adult females were eligible to participate). Called both land lines and cell phones.
- Final sample includes 601 adult women surveyed from April 2011 to June 2011.



## Alaska Victimization Survey in Juneau



- The sample provides a good representation of the population. Nonetheless, all results are weighted to control for selection, non-response, and coverage.
- There are some very important limitations to this survey. In particular, respondents were limited to English-speaking adult women residing in a household with at least one land or cell phone line. Surveys were only conducted from April 2011 to June 2011.



## Alaska Victimization Survey in Juneau



- The questions in the survey are very graphic because they are “behaviorally specific.”
- For example, we ask: “How many of your romantic or sexual partners have ever slapped you?”
  - Avoid legal definitions (e.g., ‘assault’)
  - Avoid defining victims, survivors
  - Attribute blame to the perpetrators



## Intimate Partner Violence Definitions



- **Intimate partner violence includes two measures:**
  - *A – Threats of physical violence.*
  - *B – Physical violence.*
  - *Both include intimate partners only, defined as romantic or sexual partners.*
  - *Measures are then combined into a single ‘intimate partner violence’ composite.*
- **Threats of physical violence by intimate partners:**
  - *Have your romantic or sexual partners made threats to physically harm you?*



## Intimate Partner Violence Definitions



- **Physical violence by intimate partners:**
  - *Have your romantic or sexual partners...*
    - *Slapped you?*
    - *Pushed or shoved you?*
    - *Hit you with a fist or something hard?*
    - *Kicked you?*
    - *Hurt you by pulling your hair?*
    - *Slammed you against something?*
    - *Tried to hurt you by choking or suffocating you?*
    - *Beaten you?*
    - *Burned you on purpose?*
    - *Used a knife or gun on you?*



## Intimate Partner Violence Estimates



| Lifetime Estimates                     | Estimated % | Estimated N<br>(out of 11,771) |
|--|-------------|--------------------------------|
| Intimate Partner Violence <sup>1</sup> | 47.1%       | 5,544                          |
| A. Threats                             | 23.2%       | 2,731                          |
| B. Physical Violence                   | 45.2%       | 5,320                          |

<sup>1</sup> – Includes both threats of physical violence and physical violence by intimate partners.

- *47.1% of adult women in the City and Borough of Juneau (or 5,544) experienced intimate partner violence in their lifetime,*
  - *23.2% (or 2,731) experienced threats of physical violence,*
  - *45.2% (or 5,320) experienced physical violence.*



## Intimate Partner Violence Estimates



| Past Year Estimates                    | Estimated % | Estimated N<br>(out of 11,771) |
|--|-------------|--------------------------------|
| Intimate Partner Violence <sup>1</sup> | 12.1%       | 1,424                          |
| A. Threats                             | 7.0%        | 824                            |
| B. Physical Violence                   | 10.4%       | 1,224                          |

1 – Includes both threats of physical violence and physical violence by intimate partners.

- 12.1% of adult women in the City and Borough of Juneau (or 1,424) experienced intimate partner violence in the past year,
  - 7.0% (or 824) experienced threats of physical violence,
  - 10.4% (or 1,224) experienced physical violence.



## Sexual Violence Definitions



- **Sexual violence includes two measures:**
  - A – Alcohol or drug involved sexual assault.
  - B – Forcible sexual assault.
  - Measures are not limited to intimate partners.
  - Measures are then combined into a single ‘sexual violence’ composite.
- **Alcohol or drug involved sexual assault:**
  - When you were alcohol or drug intoxicated and unable to consent, has anyone...
    - Had vaginal sex with you?
    - Made you receive anal sex?
    - Made you perform oral sex?
    - Made you receive oral sex?



## Sexual Violence Definitions



- **Forcible sexual assault:**
  - *Has anyone used physical force or threats to physically harm you to...*
    - *Make you have vaginal sex?*
    - *Make you receive anal sex?*
    - *Make you perform oral sex?*
    - *Make you receive oral sex?*
    - *Put their fingers or an object in your vagina or anus?*
    - *Try to have vaginal, oral, or anal sex with you?*



## Sexual Violence Estimates



| Lifetime Estimates                         | Estimated % | Estimated N<br>(out of 11,771) |
|--|-------------|--------------------------------|
| Sexual Violence <sup>1</sup>               | 35.3%       | 4,155                          |
| A. Alcohol or Drug Involved Sexual Assault | 22.1%       | 2,601                          |
| B. Forcible Sexual Assault                 | 23.4%       | 2,754                          |

<sup>1</sup> – Includes both alcohol or drug involved sexual assault and forcible sexual assault.

- *35.3% of adult women in the City and Borough of Juneau (or 4,155) experienced sexual violence in their lifetime,*
  - *22.1% (or 2,601) experienced at least one alcohol or drug involved sexual assault,*
  - *23.4% (or 2,754) experienced at least one forcible sexual assault.*




# Sexual Violence Estimates



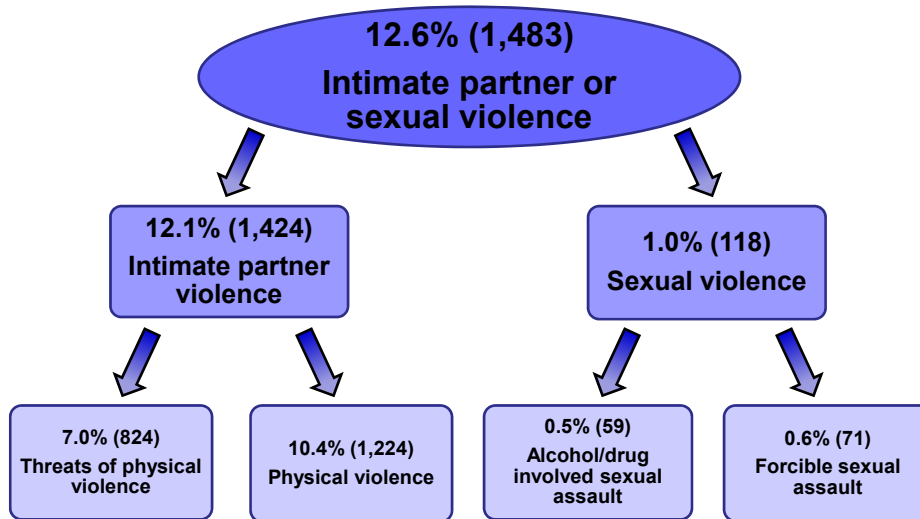
| Past Year Estimates                        | Estimated % | Estimated N<br>(out of 11,771) |
|--|-------------|--------------------------------|
| Sexual Violence <sup>1</sup>               | 1.0%        | 118                            |
| A. Alcohol or Drug Involved Sexual Assault | 0.5%        | 59                             |
| B. Forcible Sexual Assault                 | 0.6%        | 71                             |

1 – Includes both alcohol or drug involved sexual assault and forcible sexual assault.

- 1.0% of adult women in the City and Borough of Juneau (or 118) experienced sexual violence in the past year,
  - 0.5% (or 59) experienced at least one alcohol or drug involved sexual assault,
  - 0.6% (or 71) experienced at least one forcible sexual assault.

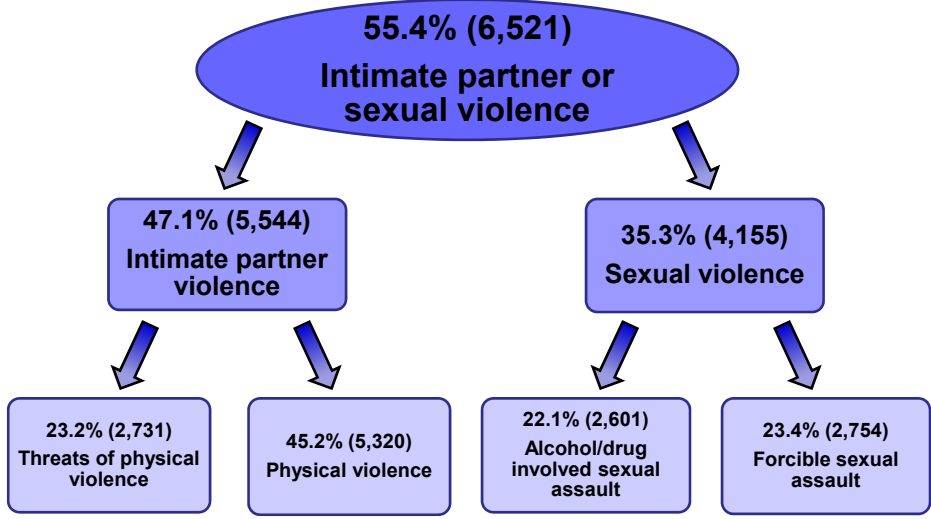


# Summary of Past Year Estimates



Note: percentages do not sum because some respondents experienced multiple victimizations.

# Summary of Lifetime Estimates

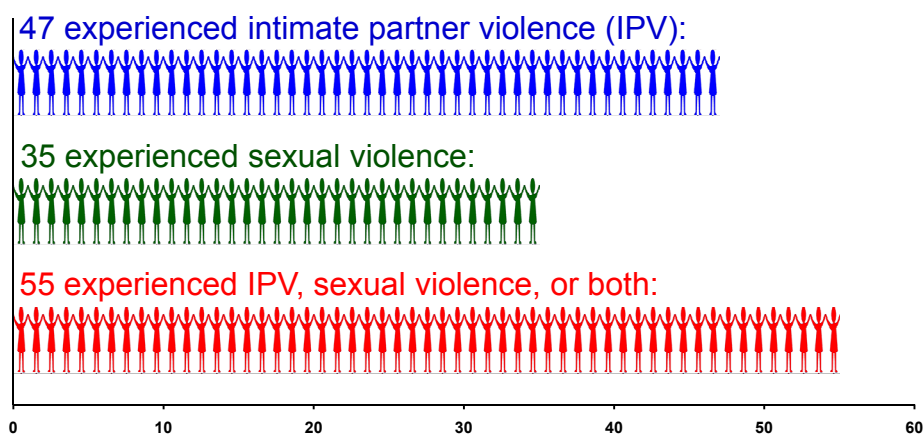


Note: percentages do not sum because some respondents experienced multiple victimizations.

# Lifetime Estimates



Out of every 100 adult women in the City and Borough of Juneau:







## Important Limitations



- Survey only provides a regional average and masks important differences (for example, differences by age or race/ethnicity).
- Survey excluded non-English speaking women, women without phone access, and women not living in a residence (e.g., shelters, hospitals, homeless, prisons). Estimates may be significantly higher among women excluded from the survey.



## Important Limitations



- Measured *number of victims*, not *number of victimizations*. The number of victimizations is higher than the number of victims.
- Survey did not measure all forms of intimate partner violence or sexual violence. Estimates are therefore conservative.
- Estimates may also be conservative because of the continuing stigma of reporting intimate partner and sexual violence.



## **A Special Thank You!**



**We sincerely thank the women in the City and Borough of Juneau who invested time and effort to participate in the Alaska Victimization Survey.**

**They re-lived horrendous experiences – experiences no one should be subjected to – to help the rest of us understand the extent of intimate partner and sexual violence in Juneau. Thank you!**



## **A Special Thank You!**



**We also thank  
Aiding Women In Abuse  
and Rape Emergencies (AWARE)**



<http://www.awareak.org>

**AWARE provides comprehensive intervention and prevention, outreach and education regarding domestic violence, sexual assault and child abuse. The Juneau crisis line is 907-586-1090. The toll-free crisis line is 1-800-478-1090.**



## Contacts



### **Council on Domestic Violence and Sexual Assault**

*Lauree Morton, Executive Director (Juneau)*

*(907) 465-5503*

*lauree.morton@alaska.gov*



### **University of Alaska Anchorage Justice Center**

*André B. Rosay, Director (Anchorage)*

*(907) 786-1821*

*afabr@uaa.alaska.edu*