


# Alaska Victimization Survey (AVS): Intimate Partner and Sexual Violence in the Ketchikan Gateway Borough

---



**Council on Domestic Violence and Sexual Assault**

*Lauree Morton*



**University of Alaska Anchorage Justice Center**

*André B. Rosay, Brad Myrstol, Marny Rivera*

Fall 2013



UNIVERSITY of ALASKA ANCHORAGE



# Alaska Victimization Survey in Ketchikan

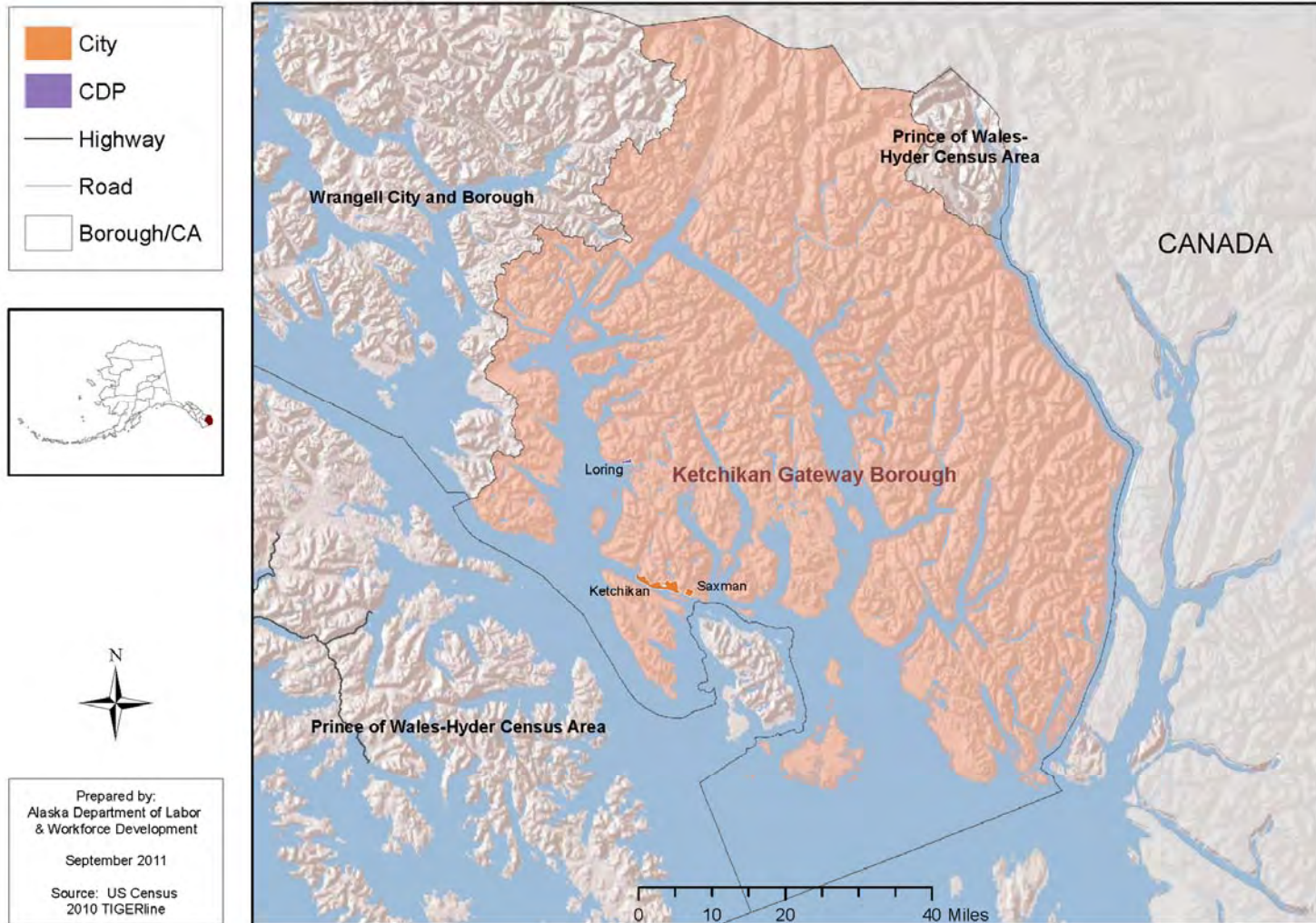


- Designed to establish a baseline for estimates of intimate partner & sexual violence in the Ketchikan Gateway Borough.
- Modeled after the National Intimate Partner and Sexual Violence Surveillance System (CDC) & the 2010 Alaska Victimization Survey (UAA).
- Surveys were administered by RTI International.
- Surveys were conducted by phone in Ketchikan Gateway Borough (spring/summer 2013).

# Alaska Victimization Survey in Ketchikan



## Ketchikan Gateway Borough





# Alaska Victimization Survey in Ketchikan



- Survey was approved by multiple institutional review boards and supported by Women in Safe Homes and the Ketchikan Wellness Coalition.
- Survey procedures were designed to maximize the safety and confidentiality of all respondents.
- Respondents were randomly selected (only adult females were eligible to participate). Called both land lines and cell phones.
- Final sample includes 648 adult women surveyed from April to July 2013.



# Alaska Victimization Survey in Ketchikan



- The sample provides a good representation of the population. Nonetheless, all results are weighted to control for selection, non-response, and coverage.
- There are some very important limitations to this survey. In particular, respondents were limited to English-speaking adult women residing in a household with at least one land or cell phone line. Surveys were only conducted from April to July 2013.



# Alaska Victimization Survey in Ketchikan



- The questions in the survey are very graphic because they are “behaviorally specific.”
- For example, we ask: “How many of your romantic or sexual partners have ever slapped you?”
  - Avoid legal definitions (e.g., ‘assault’)
  - Avoid defining victims, survivors
  - Attribute blame to the perpetrators





# Intimate Partner Violence Definitions



- Intimate partner violence includes two measures:
  - *A – Threats of physical violence.*
  - *B – Physical violence.*
  - *Both include intimate partners only, defined as romantic or sexual partners.*
  - *Measures are then combined into a single ‘intimate partner violence’ composite.*
- Threats of physical violence by intimate partners:
  - *Have your romantic or sexual partners made threats to physically harm you?*




# Intimate Partner Violence Definitions



- **Physical violence by intimate partners:**
  - *Have your romantic or sexual partners...*
    - *Slapped you?*
    - *Pushed or shoved you?*
    - *Hit you with a fist or something hard?*
    - *Kicked you?*
    - *Hurt you by pulling your hair?*
    - *Slammed you against something?*
    - *Tried to hurt you by choking or suffocating you?*
    - *Beaten you?*
    - *Burned you on purpose?*
    - *Used a knife or gun on you?*





# Intimate Partner Violence Estimates



Lifetime Estimates	Estimated %	Estimated N (out of 4,996)
Intimate Partner Violence <sup>1</sup>	42.5%	2,123
A. Threats	24.8%	1,239
B. Physical Violence	40.8%	2,038

1 – Includes both threats of physical violence and physical violence by intimate partners.

- *42.5% of adult women in the Ketchikan Gateway Borough (or 2,123) experienced intimate partner violence in their lifetime,*
  - *24.8% (or 1,239) experienced threats of physical violence,*
  - *40.8% (or 2,038) experienced physical violence.*




# Intimate Partner Violence Estimates



Past Year Estimates	Estimated %	Estimated N (out of 4,996)
Intimate Partner Violence <sup>1</sup>	7.3%	365
A. Threats	2.7%	135
B. Physical Violence	6.9%	345

1 – Includes both threats of physical violence and physical violence by intimate partners.

- *7.3% of adult women in the Ketchikan Gateway Borough (or 365) experienced intimate partner violence in the past year,*
  - *2.7% (or 135) experienced threats of physical violence,*
  - *6.9% (or 345) experienced physical violence.*



# Sexual Violence Definitions



- Sexual violence includes two measures:
  - A – Alcohol or drug involved sexual assault.
  - B – Forcible sexual assault.
  - Measures are not limited to intimate partners.
  - Measures are then combined into a single ‘sexual violence’ composite.
- Alcohol or drug involved sexual assault:
  - When you were alcohol or drug intoxicated and unable to consent, has anyone...
    - Had vaginal sex with you?
    - Made you receive anal sex?
    - Made you perform oral sex?
    - Made you receive oral sex?



# Sexual Violence Definitions

---



- **Forcible sexual assault:**

- *Has anyone used physical force or threats to physically harm you to...*
  - *Make you have vaginal sex?*
  - *Make you receive anal sex?*
  - *Make you perform oral sex?*
  - *Make you receive oral sex?*
  - *Put their fingers or an object in your vagina or anus?*
  - *Try to have vaginal, oral, or anal sex with you?*




# Sexual Violence Estimates



Lifetime Estimates	Estimated %	Estimated N (out of 4,996)
Sexual Violence <sup>1</sup>	33.2%	1,659
A. Alcohol or Drug Involved Sexual Assault	21.0%	1,049
B. Forcible Sexual Assault	26.2%	1,309

1 – Includes both alcohol or drug involved sexual assault and forcible sexual assault.

- *33.2% of adult women in the Ketchikan Gateway Borough (or 1,659) experienced sexual violence in their lifetime,*
  - *21.0% (or 1,049) experienced at least one alcohol or drug involved sexual assault,*
  - *26.2% (or 1,309) experienced at least one forcible sexual assault.*



# Sexual Violence Estimates



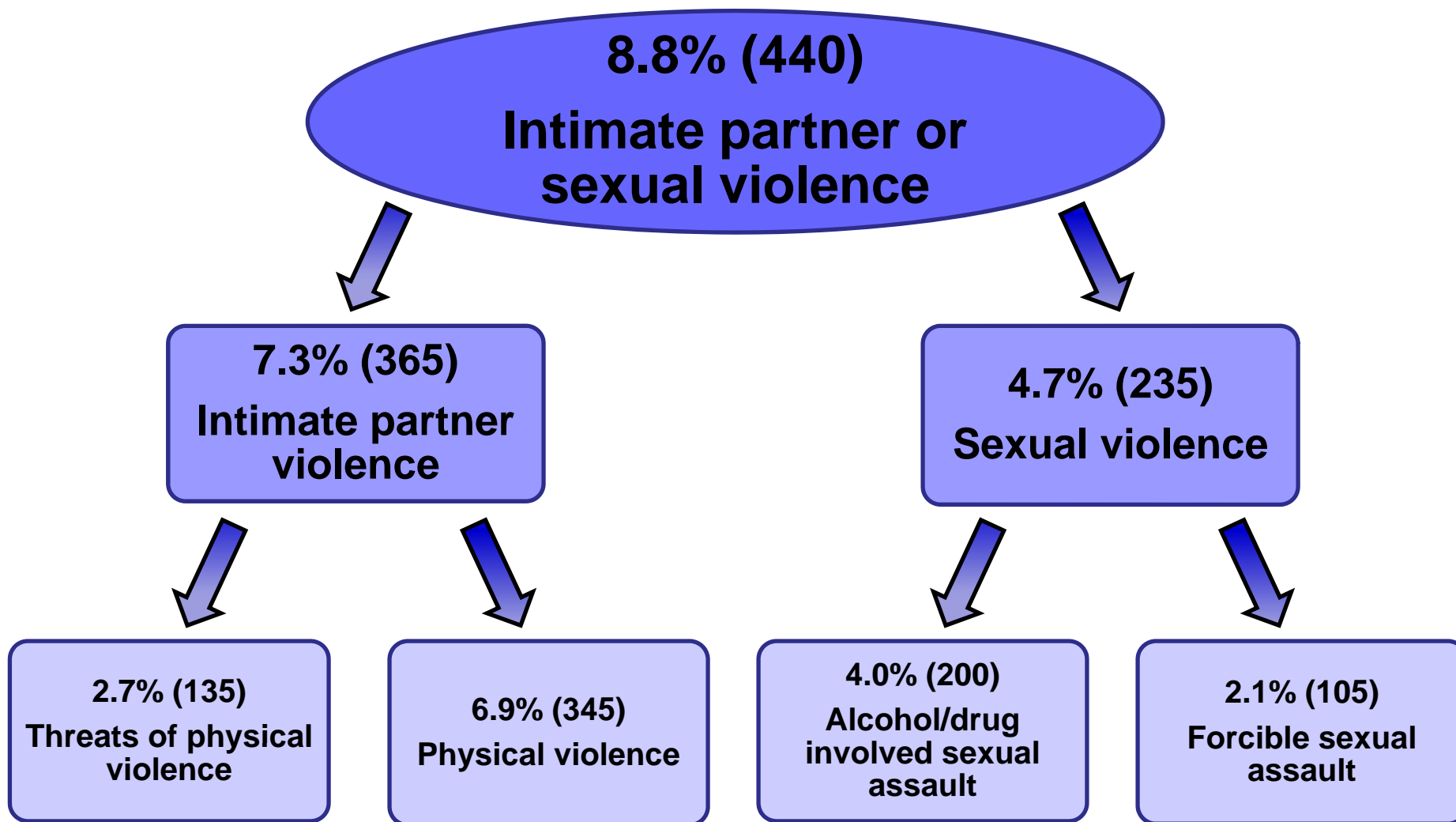
Past Year Estimates	Estimated %	Estimated N (out of 4,996)
Sexual Violence <sup>1</sup>	4.7%	235
A. Alcohol or Drug Involved Sexual Assault	4.0%	200
B. Forcible Sexual Assault	2.1%	105

1 – Includes both alcohol or drug involved sexual assault and forcible sexual assault.

- *4.7% of adult women in the Ketchikan Gateway Borough (or 235) experienced sexual violence in the past year,*
  - *4.0% (or 200) experienced at least one alcohol or drug involved sexual assault,*
  - *2.1% (or 105) experienced at least one forcible sexual assault.*

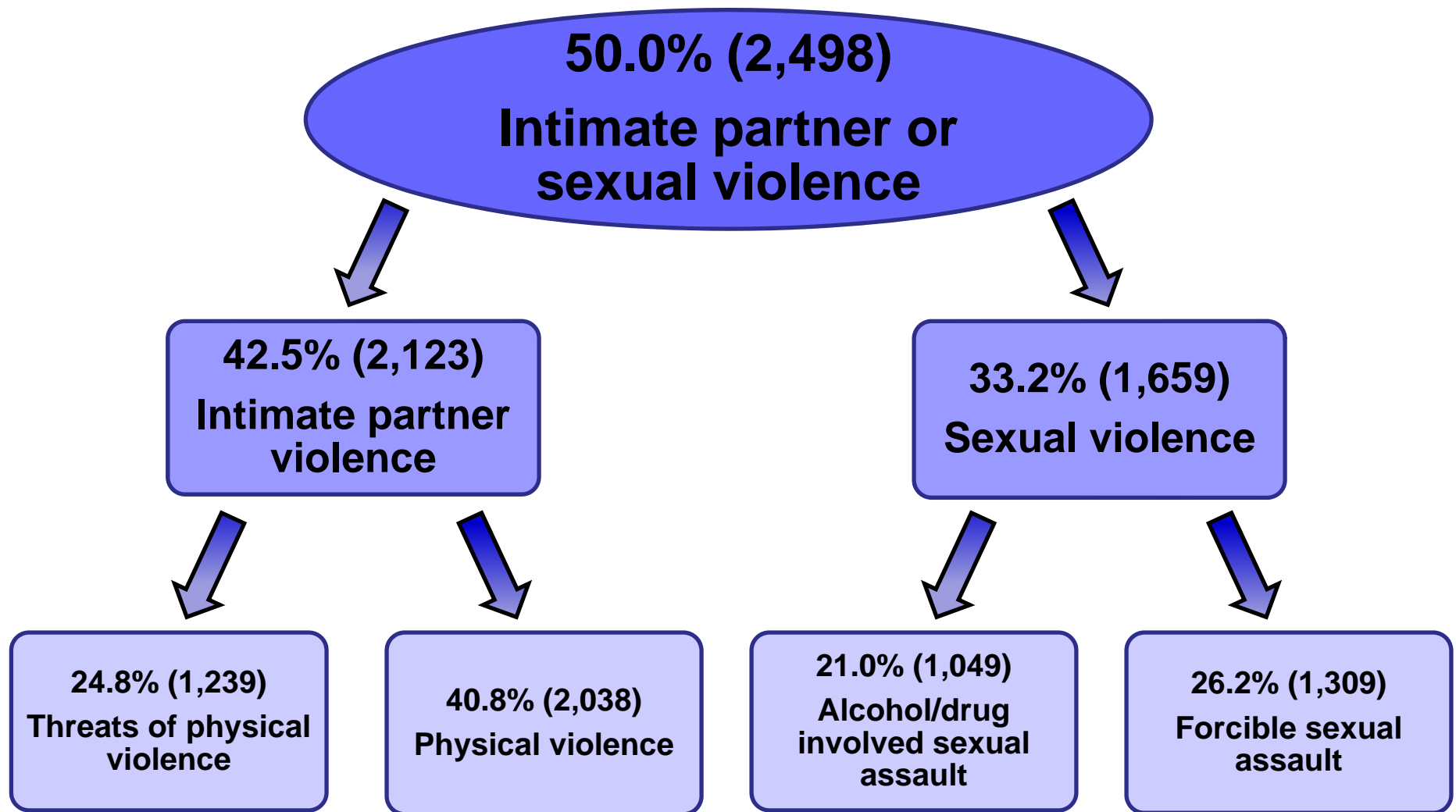


# Summary of Past Year Estimates



Note: percentages do not sum because some respondents experienced multiple victimizations.

# Summary of Lifetime Estimates



Note: percentages do not sum because some respondents experienced multiple victimizations.

# Lifetime Estimates



**Out of every 100 adult women  
in the Ketchikan Gateway Borough:**

**43 experienced intimate partner violence (IPV):**



**33 experienced sexual violence:**



**50 experienced IPV, sexual violence, or both:**



0 10 20 30 40 50



# Important Limitations



- Survey only provides a regional average and masks important differences (for example, differences by age or race/ethnicity).
- Survey excluded non-English speaking women, women without phone access, and women not living in a residence (e.g., shelters, hospitals, homeless, prisons). Estimates may be significantly higher among women excluded from the survey.



# Important Limitations



- Measured *number of victims*, not *number of victimizations*. The number of victimizations is higher than the number of victims.
- Survey did not measure all forms of intimate partner violence or sexual violence. Estimates are therefore conservative.
- Estimates may also be conservative because of the continuing stigma of reporting intimate partner and sexual violence.



# A Special Thank You!



**We sincerely thank the women in the Ketchikan Gateway Borough who invested time and effort to participate in the Alaska Victimization Survey.**

**They re-lived horrendous experiences – experiences no one should be subjected to – to help the rest of us understand the extent of intimate partner and sexual violence in the Ketchikan Gateway Borough. Thank you!**





# A Special Thank You!



**We also thank Women in Safe Homes and the Ketchikan Wellness Coalition**



<http://www.wishak.org>




<http://www.ktnkwc.org>

**Women in Safe Homes (WISH) provides a safe place, advocacy, and education for people impacted by domestic violence, sexual assault/abuse, or stalking, and to assist them as they explore their options in Southern Southeast Alaska. WISH is available 24-hours a day, every day (907-225-9474, or toll free 1-800-478-9474).**



# Contacts



## **Council on Domestic Violence and Sexual Assault**

*Lauree Morton, Executive Director (Juneau)*

*(907) 465-5503*

*lauree.morton@alaska.gov*



## **University of Alaska Anchorage Justice Center**

*André B. Rosay, Director (Anchorage)*

*(907) 786-1821*

*abrosay@uaa.alaska.edu*