

Intimate Partner and Sexual Violence in Anchorage: 2010-11 to 2015



August 26, 2016



Alaska Victimization Survey



- Designed to provide estimates of intimate partner violence and sexual violence in the Municipality of Anchorage.
- Implemented as a surveillance system, modeled after CDC's National Intimate Partner and Sexual Violence Survey (NISVS).
- Surveys were conducted by phone, using randomly selected landline and cell phone numbers.
- Maximized respondent safety and confidentiality.



2010-11 Alaska Victimization Survey



- Survey respondents were limited to English-speaking adult women residing in a household with at least one land or cell phone line.
- 1,023 respondents in Municipality of Anchorage:
 - 313 from 2010 statewide survey, and
 - 710 from 2011 Anchorage survey.
- <http://justice.uaa.alaska.edu/avs>



2015 Alaska Victimization Survey



- Final sample in 2015 included 1,137 adult women in Municipality of Anchorage.
- Interviews conducted from May to August 2015.
- The sample provides a good representation of the population. Nonetheless, all results are weighted to control for selection, non-response, and coverage.
- Provides lifetime and past-year estimates of intimate partner violence and sexual violence.



Intimate Partner Violence



- Intimate partner violence includes two measures:
 - A – Threats of physical violence.
 - B – Physical violence.
 - Both include intimate partners only, defined as romantic or sexual partners.
 - Measures are then combined into a single 'intimate partner violence' composite.
- Threats of physical violence by intimate partners:
 - Have your romantic or sexual partners made threats to physically harm you?



Intimate Partner Violence



- Physical violence by intimate partners:
 - Have your romantic or sexual partners...
 - Slapped you?
 - Pushed or shoved you?
 - Hit you with a fist or something hard?
 - Kicked you?
 - Hurt you by pulling your hair?
 - Slammed you against something?
 - Tried to hurt you by choking or suffocating you?
 - Beaten you?
 - Burned you on purpose?
 - Used a knife or gun on you?



Intimate Partner Violence



Lifetime Estimates (2015)	Estimated %	Estimated N (out of 109,142)
Intimate Partner Violence ¹	38.6%	42,129
A. Threats	24.2%	26,412
B. Physical Violence	37.9%	41,365

1 – Includes both threats of physical violence and physical violence by intimate partners.

- 38.6% of adult women in the Municipality of Anchorage (or 42,129) experienced intimate partner violence in their lifetime,
 - 24.2% (or 26,412) experienced threats of physical violence,
 - 37.9% (or 41,365) experienced physical violence.



Intimate Partner Violence



Past Year Estimates (2015)	Estimated %	Estimated N (out of 109,142)
Intimate Partner Violence ¹	5.4%	5,894
A. Threats	3.2%	3,493
B. Physical Violence	5.3%	5,785

1 – Includes both threats of physical violence and physical violence by intimate partners.

- 5.4% of adult women in the Municipality of Anchorage (or 5,894) experienced intimate partner violence in the past year,
 - 3.2% (or 3,493) experienced threats of physical violence,
 - 5.3% (or 5,785) experienced physical violence.



Sexual Violence Definitions



- Sexual violence includes two measures:
 - A – Alcohol- or drug-involved sexual assault.
 - B – Forcible sexual assault.
 - Measures are not limited to intimate partners.
 - Measures are then combined into a single ‘sexual violence’ composite.
- Alcohol- or drug-involved sexual assault:
 - When you were alcohol or drug intoxicated and unable to consent, has anyone...
 - Had vaginal sex with you?
 - Made you receive anal sex?
 - Made you perform oral sex?
 - Made you receive oral sex?



Sexual Violence Definitions



- **Forcible sexual assault:**
 - Has anyone used physical force or threats to physically harm you to...
 - Make you have vaginal sex?
 - Make you receive anal sex?
 - Make you perform oral sex?
 - Make you receive oral sex?
 - Put their fingers or an object in your vagina or anus?
 - Try to have vaginal, oral, or anal sex with you?



Sexual Violence Estimates



Lifetime Estimates (2015)	Estimated %	Estimated N (out of 109,142)
Sexual Violence ¹	31.6%	34,489
A. Alcohol- or Drug-Involved Sexual Assault	20.7%	22,592
B. Forcible Sexual Assault	22.5%	24,557

1 – Includes both alcohol- or drug-involved sexual assault and forcible sexual assault.

- 31.6% of adult women in the Municipality of Anchorage (or 34,489) experienced sexual violence in their lifetime,
 - 20.7% (or 22,592) experienced at least one alcohol- or drug-involved sexual assault,
 - 22.5% (or 24,557) experienced at least one forcible sexual assault.



Sexual Violence Estimates

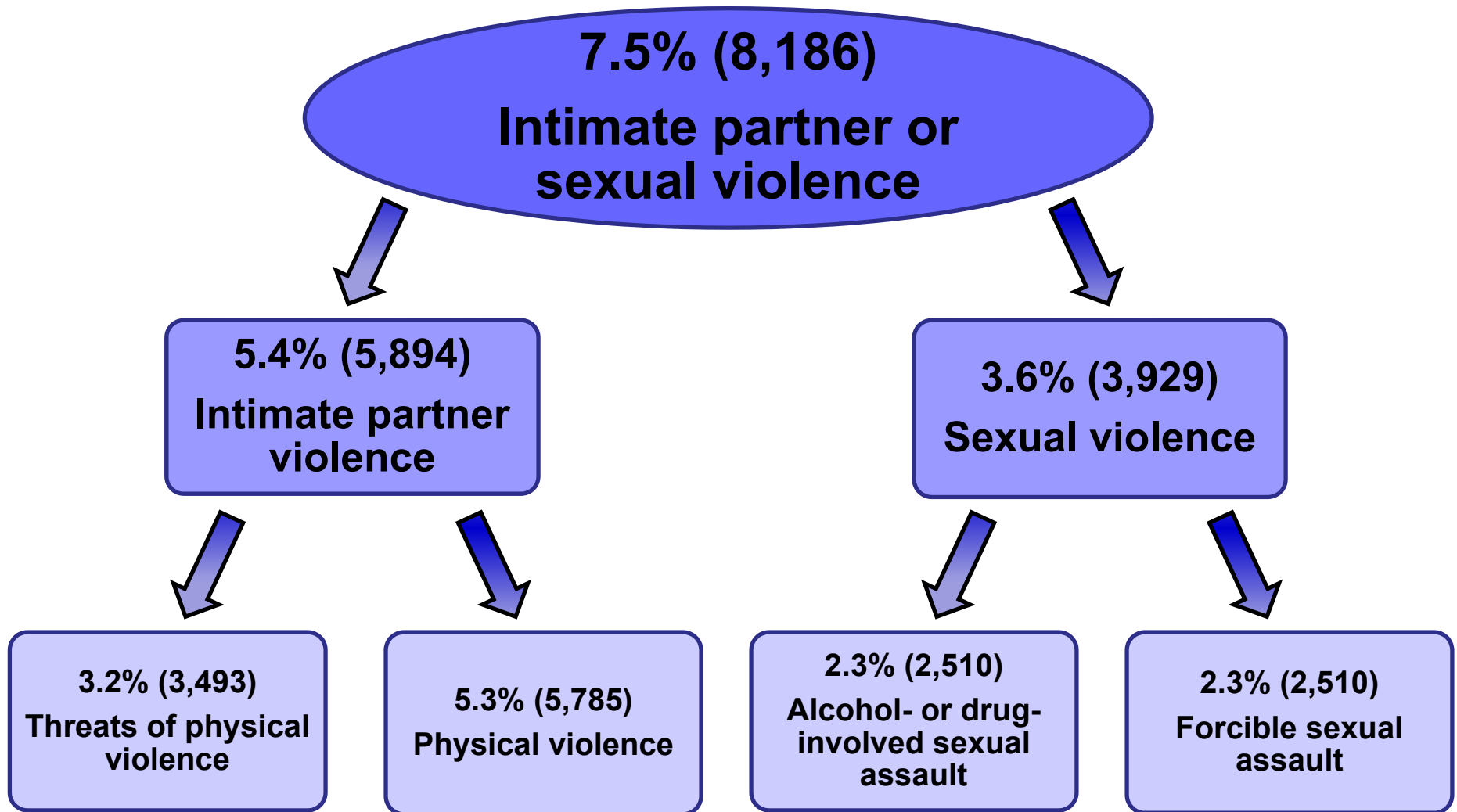


Past Year Estimates (2015)	Estimated %	Estimated N (out of 109,142)
Sexual Violence ¹	3.6%	3,929
A. Alcohol- or Drug-Involved Sexual Assault	2.3%	2,510
B. Forcible Sexual Assault	2.3%	2,510

1 – Includes both alcohol- or drug-involved sexual assault and forcible sexual assault.

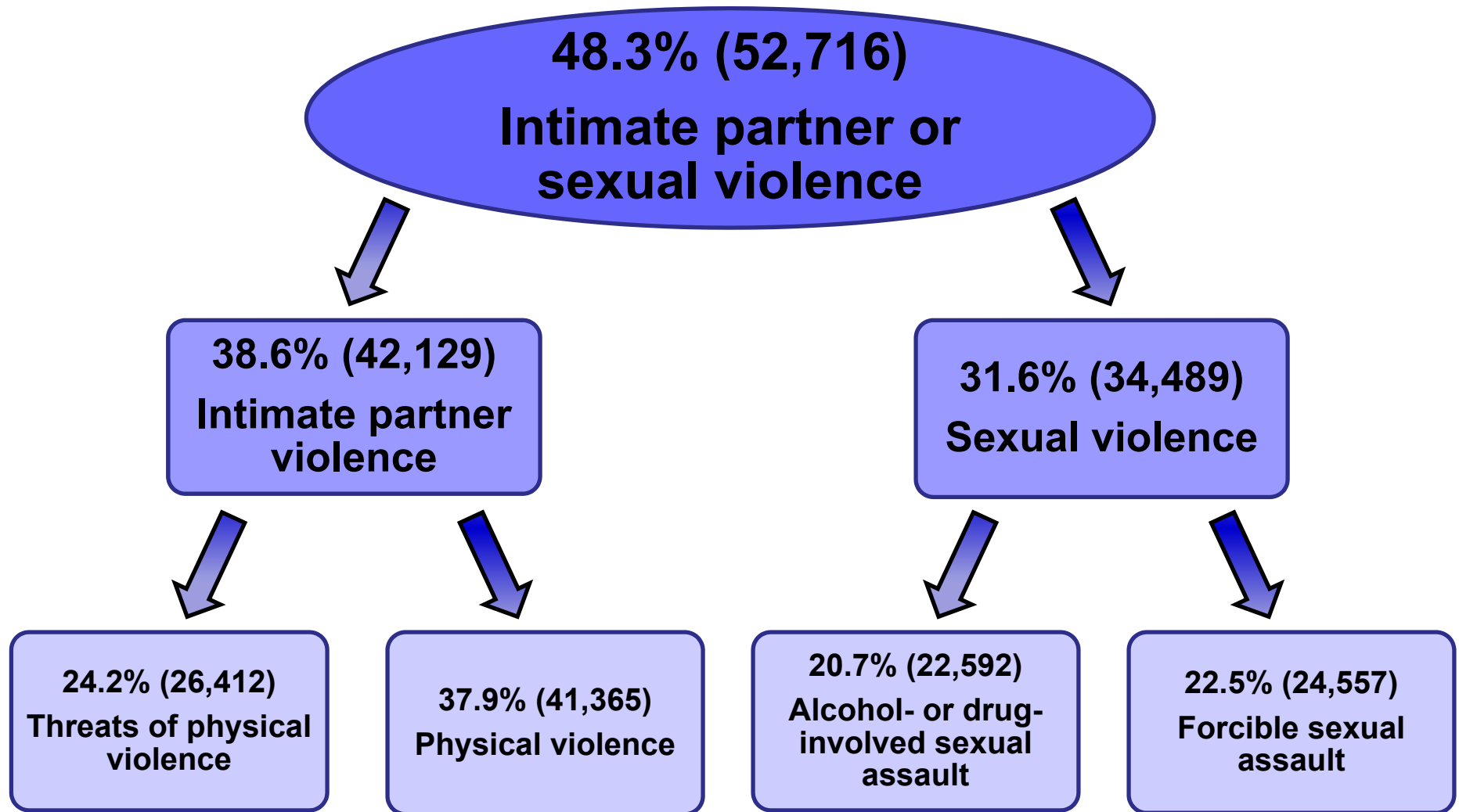
- 3.6% of adult women in the Municipality of Anchorage (or 3,929) experienced sexual violence in the past year,
 - 2.3% (or 2,510) experienced at least one alcohol- or drug-involved sexual assault,
 - 2.3% (or 2,510) experienced at least one forcible sexual assault.

Summary of Past Year Estimates



Note: percentages do not sum because some respondents experienced multiple victimizations.

Summary of Lifetime Estimates



Note: percentages do not sum because some respondents experienced multiple victimizations.



Important Limitations



- Survey only provides estimates for entire Municipality and masks important differences (e.g., differences by age or race/ethnicity).
- Survey excluded non-English speaking women, women without phone access, and women not living in a residence (e.g., shelters, homeless camps, prisons).
- Estimates may be significantly higher among women excluded from the survey.



Important Limitations



- Measured *number of victims*, not *number of victimizations*. The number of victimizations is higher than the number of victims.
- Survey did not measure all forms of intimate partner violence or sexual violence. Estimates are therefore conservative.
- Estimates may also be conservative because of the continuing stigma of reporting intimate partner and sexual violence.



A Special Thank You!



We sincerely thank the women who invested time and effort to participate in the Alaska Victimization Survey.

They re-lived horrendous experiences – experiences no one should be subjected to – to help the rest of us understand the extent of intimate partner and sexual violence in the Municipality of Anchorage.

Thank you!



Past Year Estimates: 2010-11 to 2015



In 2010-11, 10 in 100 women had experienced intimate partner violence, sexual violence, or both in the past year:



By 2015, that number dropped to 8 in 100:

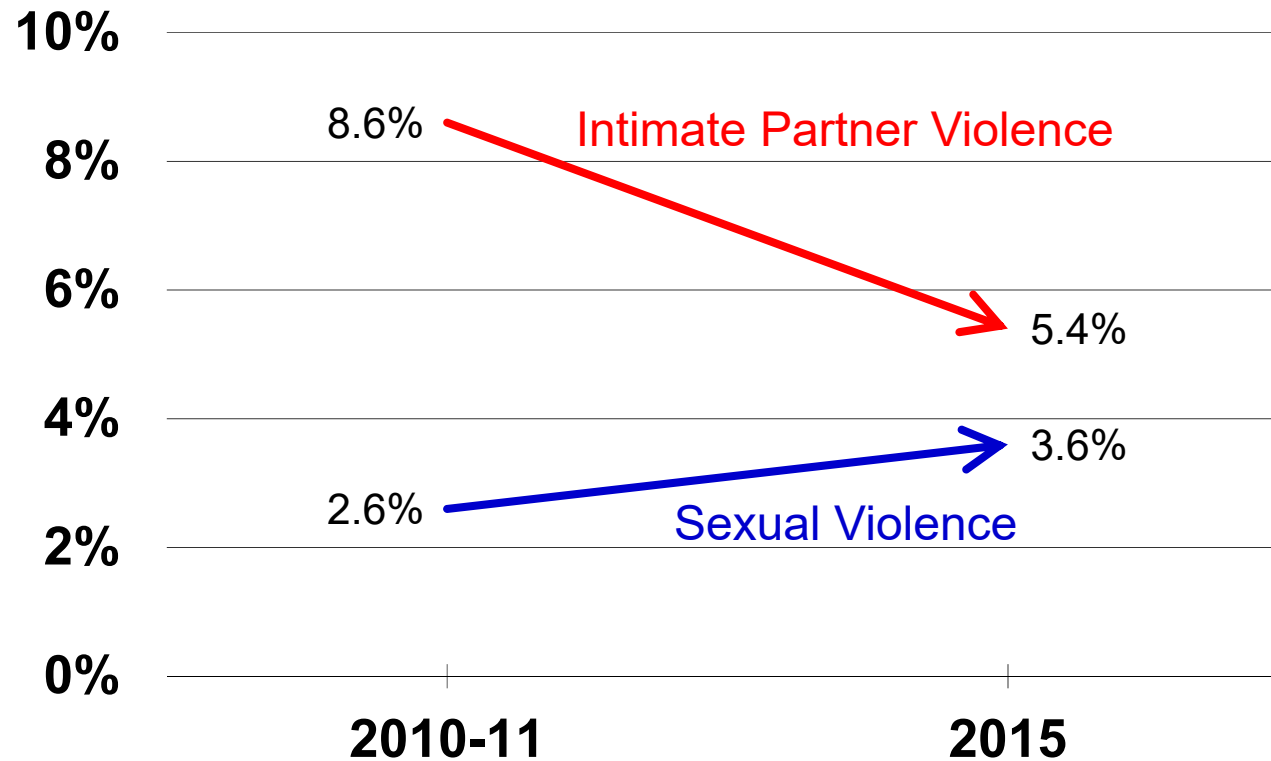




Past Year Estimates: 2010-11 to 2015



Percent Victimized in the Past Year

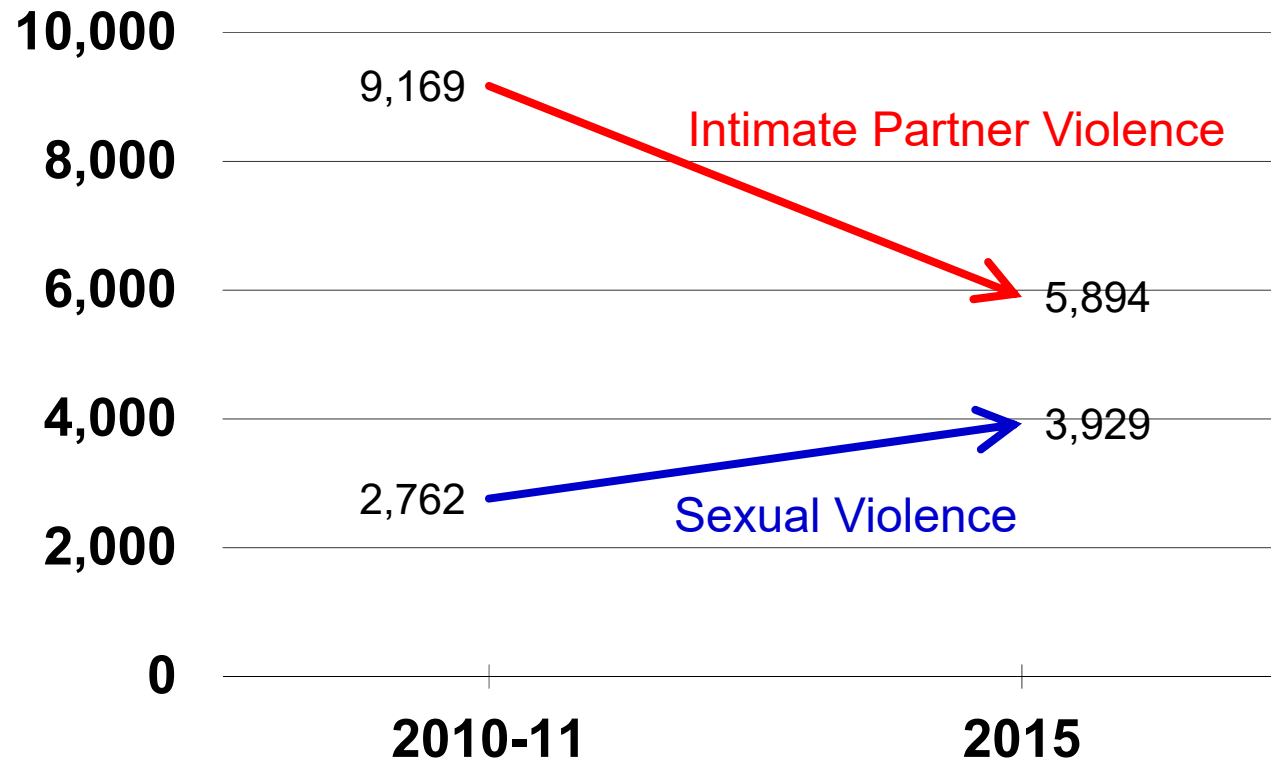




Past Year Estimates: 2010-11 to 2015



Number Victimized in the Past Year





Number of Victims in 2015



8,186 adult women in the Municipality of Anchorage experienced intimate partner violence, sexual violence, or both in the past year:

- 5,894 experienced intimate partner violence.
- 3,929 experienced sexual violence.
- Some experienced both.
- Some experienced violence multiple times.
- Some experienced other forms of violence.

These numbers remain unacceptably high.



Violence Against UAA Students



- Conducted a sexual victimization survey in Spring 2016.
- Survey questions from White House Task Force to Protect Students from Sexual Assault.
- Measured experiences of sexual misconduct and sexual assault, both on and off campus.
- 4,695 UAA students were selected; 873 completed (response rate 18.6%).
- The sample provides a good representation of all UAA students.



Sexual Misconduct



- Unwanted, uninvited, or coerced touching of a sexual nature, or unwanted or uninvited sexual commentary:

“Since January 2015, has someone attempted or succeeded in having unwanted, uninvited, or coerced touching of a sexual nature or unwanted/uninvited sexual commentary with you under any circumstances (on or off campus), or do you suspect someone did?”



Sexual Assault



- Nonconsensual or unwanted sexual contact, even if consent was given for minor sexual contact such as kissing or touching:

“Since January 2015, has someone attempted or succeeded in having nonconsensual or unwanted sexual contact with you under any circumstances (on or off campus), or do you suspect someone did?”

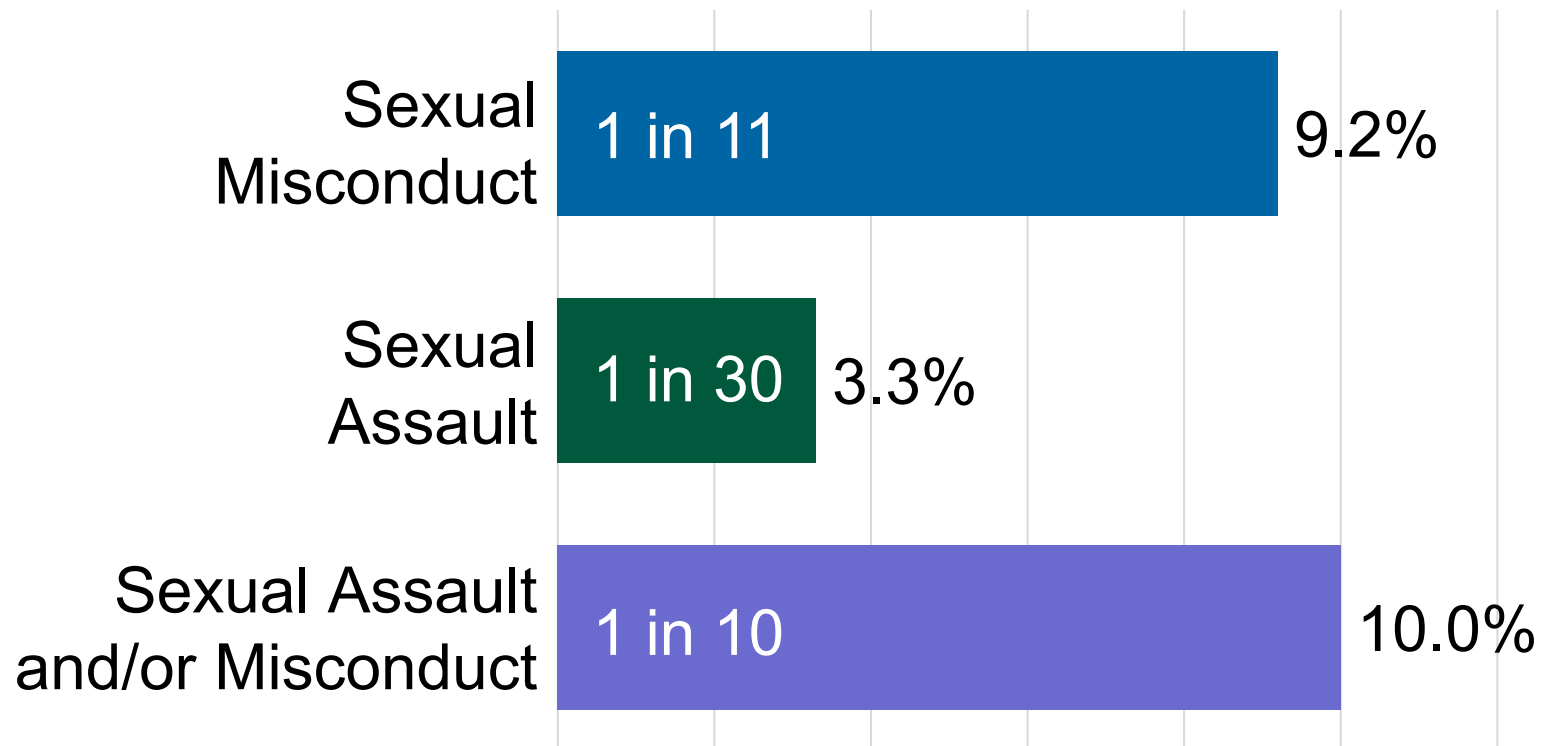
- All sexual assaults included penetration.



Violence Against UAA Students



Prevalence of Violence (Number of Victims): January 2015 to Spring 2016





Today to 2020 and beyond



For Alaska to be freed from domestic and sexual violence:

Must continue to provide safety for Alaskans victimized or impacted by domestic violence and sexual assault through a system of:



- Prevention services,
- Crisis intervention, and
- Perpetrator accountability.

We can and we must continue to improve the safety of women in the Municipality of Anchorage.