

## Drug Sale and Manufacture Arrests Reported in Alaska, 1986–2017 — Drug Types by Sex

Benjamin Ervin, B.A., Research Professional

This fact sheet presents data on drug sale and manufacture arrests reported by Alaska law enforcement agencies and obtained from the Alaska Department of Public Safety's annual report *Crime in Alaska* for the years 1986 through 2017. *Crime in Alaska* represents the State of Alaska's contribution to the Federal Bureau of Investigation's national Uniform Crime Reporting (UCR) program. The UCR program collects data from law enforcement agencies across the United States. This fact sheet explores the 32-year trend of drug sale and manufacture arrests in Alaska from 1986 to 2017. This Fact Sheet further expands a previous Fact Sheet (18.04) by exploring drug sale and manufacture arrests by sex for four distinct

drug types (narcotics, marijuana, synthetic narcotics, & other non-narcotics)<sup>1</sup> measured in the UCR report.

### Drug sale and manufacture arrests

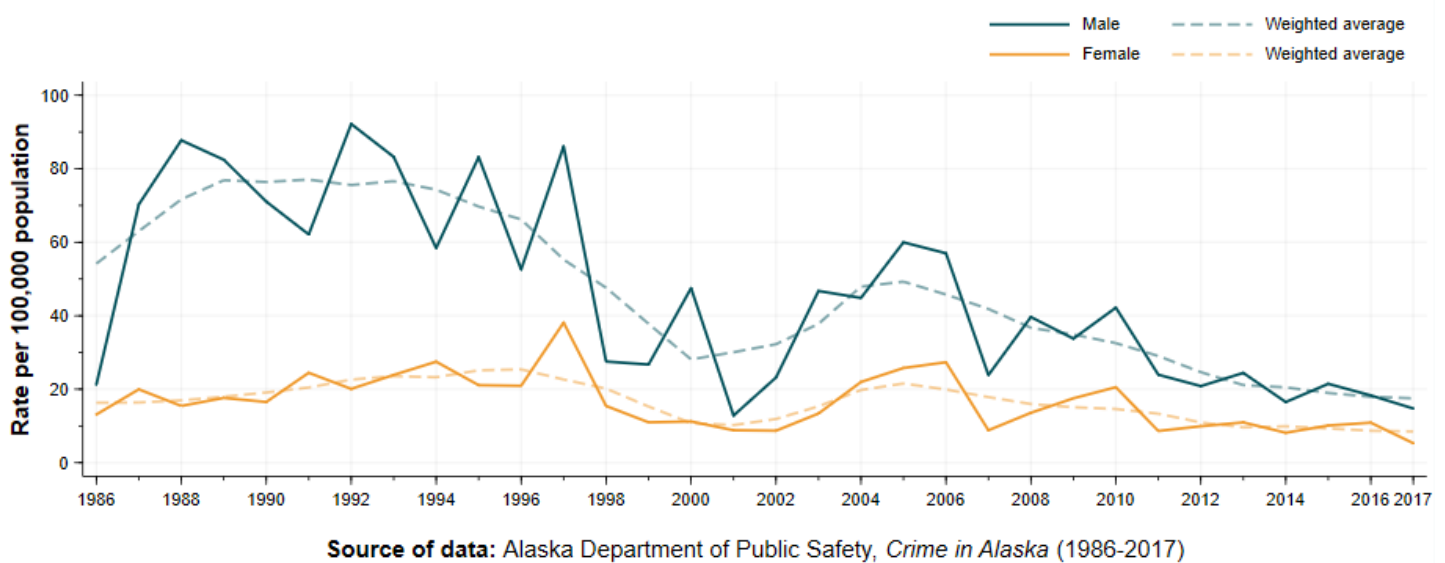
Drug sale and manufacture arrest rates are calculated per 100,000 residents. The drug sale and manufacture rates reported here are calculated using population data retrieved from the Alaska Department of Labor and Workforce Development's Research and Analysis Division.

### Narcotics arrest rates by sex

Figure 1 shows the narcotics sale and manufacture arrest rates for females and males from 1986 to 2017.

**Figure 1.**

Alaska drug sale & manufacture arrests: Narcotics arrest rates by sex, 1986-2017



<sup>1</sup> See "Drug Abuse Violations Definition" on p. 4–5.

On average, females accounted for 25.1% and males accounted for 74.9% of all arrests for narcotics sale and manufacture reported in Alaska from 1986 to 2017.

Overall, the narcotics sale and manufacture arrest rates for females in Alaska decreased 59% between 1986 and 2017. In 1986, the female arrest rate was 13.1 per 100,000 female residents. The female arrest rate reached its highest point in 1997 at 38.1 per 100,000 female residents. The lowest rate recorded was in 2017 at 5.3 per 100,000 female residents.

Similarly, the narcotics sale and manufacture arrest rates for males in Alaska decreased over the 32-year period. In 1986, the male arrest rate was 21.3 per 100,000 male residents. The rate spiked multiple times in the decade immediately following 1986. The rate reached 87.8 per 100,000 male residents in 1988 — roughly four times the rate two years prior. The male arrest rate reached its highest point in 1992 at 92.2 per 100,000 male residents and its lowest recorded rate in 2001 at 12.8 per 100,000 male residents. In 2017, the male arrest rate was 14.8 per 100,000 male residents, the second lowest recorded rate over the 32-year period for this population.

### Marijuana arrest rates by sex

Figure 2 depicts the marijuana sale and manufacture arrest rates for females and males from 1986 to 2017.

On average, females accounted for 20.4% and males accounted for 79.6% of all arrests for marijuana sale and manufacture reported in Alaska from 1986 to 2017.

The marijuana sale and manufacture arrest rates for females in Alaska slightly decreased between 1986 and 2017. In 1986, the female arrest rate was 3.5 per 100,000 female residents. The female arrest rate reached its highest point in 1996 at 26.1 per 100,000 female residents. The lowest rate recorded was in both 2016 and 2017 at 1.7 per 100,000 female residents.

The marijuana sale and manufacture arrest rates for males in Alaska decreased over the 32-year period. In 1986, the male arrest rate was 16.1 per 100,000 male residents. The trend shows an increase in arrest rates for males during the majority of the 1990s, peaking at 90.5 per 100,000 male residents in 1996. The male arrest rate reached its highest point in 1996 and its lowest recorded rate in 2016 at 4.4 per 100,000 male residents. In 2017, the marijuana sale and manufacture arrest rate for males was 10.5 per 100,000 male residents.

### Synthetic narcotics arrest rates by sex

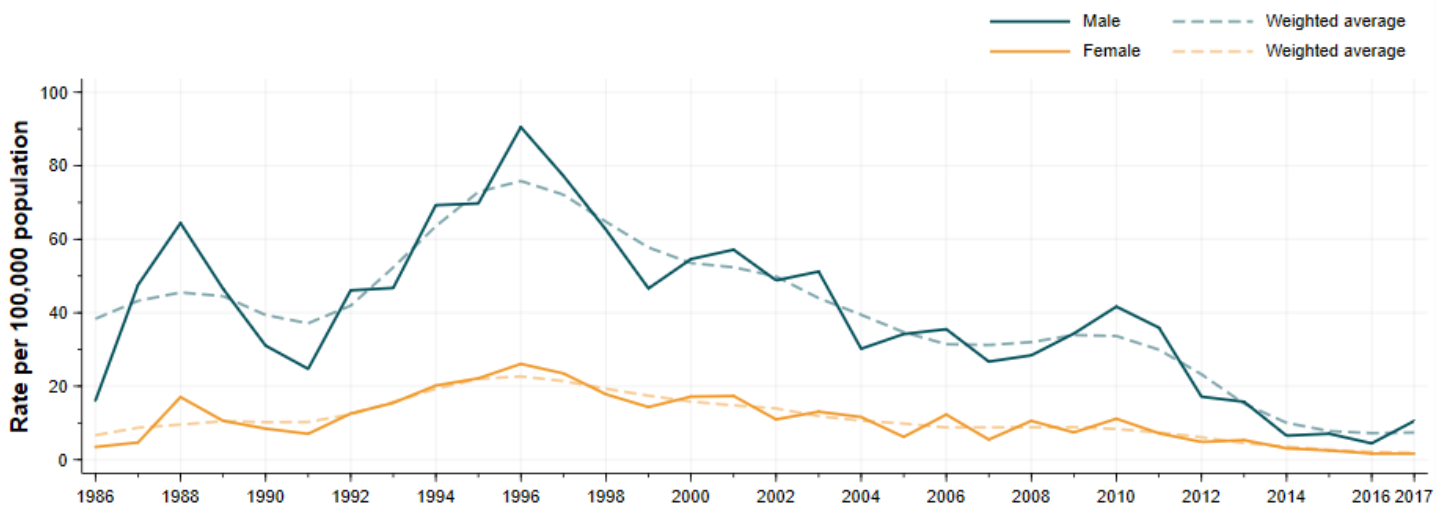
Figure 3 depicts the synthetic narcotics sale and manufacture arrest rates for females and males from 1986 to 2017.

On average, females accounted for 25.6% and males accounted for 74.4% of all arrests for synthetic narcotics sale and manufacture reported in Alaska from 1986 to 2017.

The synthetic narcotics sale and manufacture arrest rates for females in Alaska increased between 1986 and 2017. In 1986, Alaska law enforcement agencies did not report any arrests of females for the sale and manufacture of

**Figure 2**

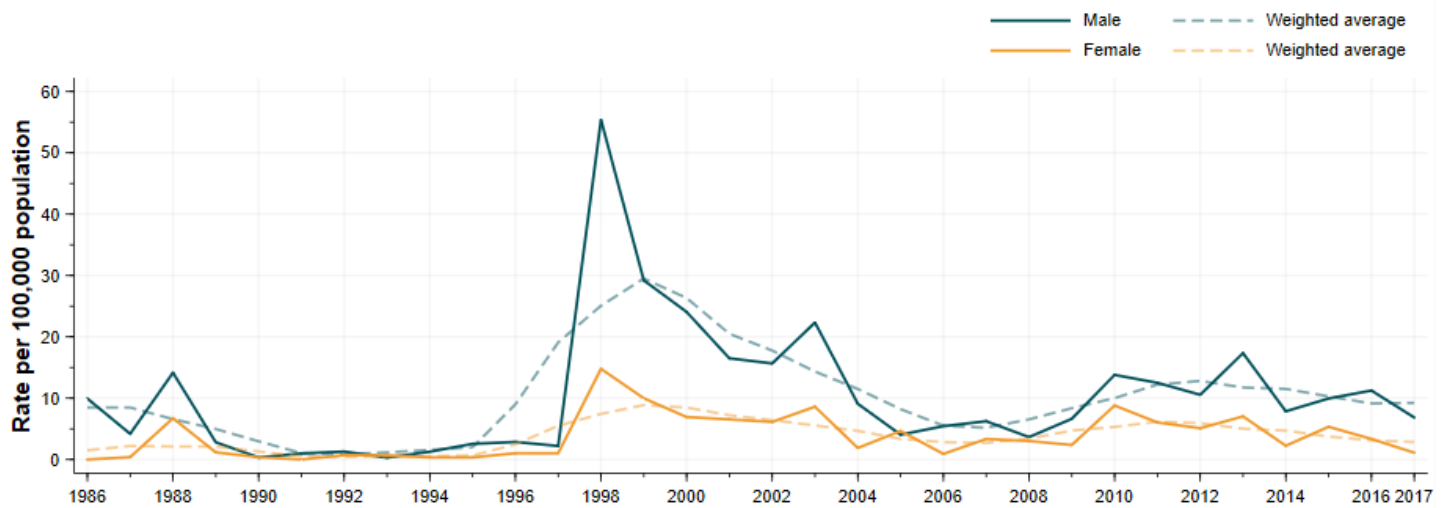
Alaska drug sale & manufacture arrests: Marijuana arrest rates by sex, 1986-2017



Source of data: Alaska Department of Public Safety, *Crime in Alaska (1986-2017)*

**Figure 3**

Alaska drug sale & manufacture arrests: Synthetic narcotics arrest rates by sex, 1986-2017



Source of data: Alaska Department of Public Safety, *Crime in Alaska* (1986-2017)

synthetic narcotics. By 1996 2 female arrests were reported, for an arrest rate of 0.7 per 100,000 females in Alaska. The female arrest rate reached its highest point in 1998 at 14.8 per 100,000 female residents, a steep spike in rate from the 1997 rate of 1 per 100,000 female residents. On average there were 3.8 arrests per 100,000 females each year between 1986 and 2017. In 2017, the female arrest rate was 1.1 per 100,000 female residents.

The synthetic narcotics sale and manufacture arrest rates for males in Alaska also increased over the 32-year period. In 1986, the male arrest rate was 10 per 100,000 male residents. The trend shows a sudden increase in arrest rates for males in 1998, peaking at 55.4 per 100,000

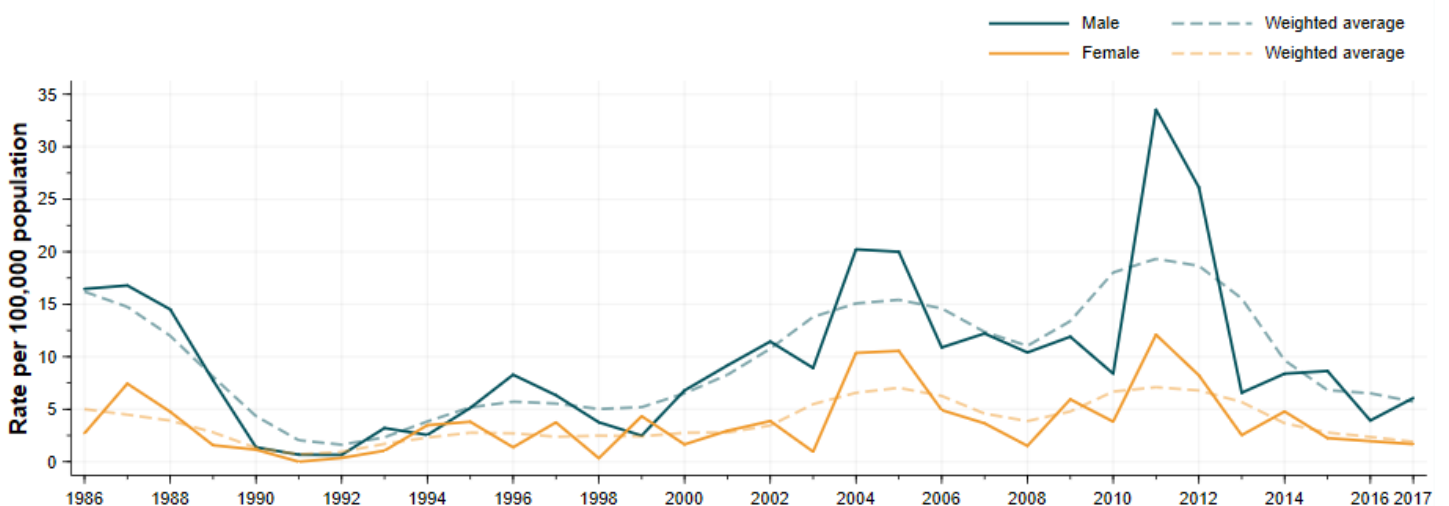
male residents in 1998, roughly 25 times the rate in 1997 at 2.2 per 100,000 male residents. The male rate then converges with the female rate by 2005. The male arrest rate reached its highest point in 1998 and its lowest recorded rate in 1993 at 0.3 per 100,000 male residents. The average male arrest rate recorded was 10.4 per 100,000 female residents. In 2017, the male arrest rate was 6.9 per 100,000 male residents.

### Other non-narcotics arrest rates by sex

Figure 4 contrasts the other non-narcotics sale and manufacture arrest rates for females and males from 1986 to 2017.

**Figure 4**

Alaska drug sale & manufacture arrests: Other non-narcotics arrest rates by sex, 1986-2017



Source of data: Alaska Department of Public Safety, *Crime in Alaska* (1986-2017)

Females accounted for 26.2% and males accounted for 73.8% of all arrests for other non-narcotics sale and manufacture reported in Alaska from 1986 to 2017.

The 32-year trend shows that other non-narcotics sale and manufacture arrest rates for females in Alaska decreased between 1986 and 2017. In 1986, the female arrest rate was 2.7 per 100,000 female residents. The female arrest rate reached its highest point in 2011 at 12.1 per 100,000 female residents. In 2017, the female arrest rate was 1.7 per 100,000 female residents.

The other non-narcotics sale and manufacture arrest rates for males in Alaska decreased over the 32-year period. In 1986, the male arrest rate was 16.5 per 100,000 male residents. The trend decreased from 1987 to 1992, when it began to increase for the following decade. The rate sharply peaked in 2011 at 33.5 per 100,000 male residents, and sharply decreased in the following years, reaching 6.1 per 100,000 male residents by 2017. The male arrest rate reached its highest point in 2011 and its lowest recorded rate in 1992 at 0.7 per 100,000 male residents.

## SUMMARY

This fact sheet presents data on drug sale and manufacture arrests reported in Alaska from 1986 to 2017 as reported in the Department of Public Safety publication, *Crime in Alaska*.

Overall, males comprise roughly three-fourths of the total drug sale and manufacture arrests in the state of Alaska. The female and male rates parallel one another in that they rise and fall at the same points in most years.

For all drugs, the difference between female and male arrest rates in 2017 are smaller than in 1986.

Narcotics sale and manufacture, the offense with the highest arrest rates, peaked at 38.1 per 100,000 female residents and 92.2 per 100,000 male residents. Other non-narcotics sale and manufacture, the offense with the lowest arrest rates, peaked at 12.1 per 100,000 female residents and 33.5 per 100,000 male residents.

Other non-narcotics sale and manufacture is the only offense that did not have arrest rates peak at least once in the 1990s.

---

# Notes

## CALCULATING RATES

Rates per 100,000 populations are calculated by dividing the number of specified events by the total population and then multiplying the total by 100,000. For example, to determine the male narcotics sale and manufacture arrest rates in Alaska for 2017, we take the total number of recorded narcotics sale and manufacture arrest cases for males reported in Alaska for 2017 (56), divide it by the estimated 2017 state population for males (379,423), and multiply the quotient by 100,000 to reach the male narcotics sale and manufacture arrest rate of 14.8 per 100,000 male residents  $[(56 \div 379,423) * 100,000 = 14.8]$ . Due to Alaska's small population, small changes in the number of reported drug sale and manufacture arrests can lead to substantial fluctuations in rates.

## REFERENCES

All population estimates were retrieved from the State of Alaska, Department of Labor and Workforce Development at: <http://live.laborstats.alaska.gov/pop/index.cfm> (1960 to present).

*Crime in Alaska* is available online at: <http://dps.alaska.gov/Statewide/UCR.aspx> (2000–2017) and <https://www.uaa.alaska.edu/ajic/ucr.cshtml> (1976–1999).

## DRUG ABUSE VIOLATIONS DEFINITION

In the FBI's Uniform Crime Reporting (UCR) Program, drug sale and manufacture falls under the classification of drug abuse violations.

**Drug Abuse Violations** — The violation of laws prohibiting the production, distribution, and/or use of certain controlled substances. The unlawful cultivation, manufacture, distribution, sale, purchase, use, possession, transportation, or importation of any controlled drug or narcotic substance. Arrests for violations of state and local laws, specifically those relating to the unlawful possession, sale, use, growing, manufacturing, and making of narcotic drugs. The following drug categories are specified: opium or cocaine and their derivatives (morphine, heroin, codeine); marijuana; synthetic narcotics—manufactured narcotics that can cause true addiction (demerol, methadone); and dangerous non-narcotic drugs (barbiturates, benzedrine).

---

# Alaska Justice Information Center



## ABOUT

The Alaska Justice Information Center (AJiC) was established in 2015, with a mission to compile, analyze, and report on criminal justice topics to policymakers, and practitioners in order to improve public safety, to increase criminal justice system accountability, and to reduce recidivism. In 2017, AJiC merged with the Alaska Justice Statistical Analysis Center (AJSAC), which was designated as Alaska's statistical analysis center in 1986 by Governor William Sheffield. The fact sheet series was previously published under the AJSAC masthead.

Since 1972, the Bureau of Justice Statistics (BJS) and its predecessor agency, the National Criminal Justice Information and Statistics Service, has provided support to state and territorial governments to establish and operate Statistical Analysis Centers (SACs) to collect, analyze, and report statistics on crime and justice to federal, state, and local levels of government, and to share state-level information nationally. There are currently 53 SACs located in the United States and its Territories. The Alaska SAC is a member of the Justice Research and Statistics Association (JRSA), a national nonprofit organization comprised of SAC directors, researchers, and practitioners dedicated to policy-oriented research and analysis.

## CONTACT INFORMATION

### Location

The Alaska Justice Information Center (AJiC) is housed in the University of Alaska Anchorage Justice Center, which is located on the second floor of the UAA/APU Consortium Library, Suite 213.

### Mailing Address

Alaska Justice Information Center  
University of Alaska Anchorage  
3211 Providence Dr.  
Anchorage, Alaska 99508

### Phone/Email

Brad A. Myrstol. Ph.D.  
Director, AJiC  
(907) 786-1837  
bamyrstol@alaska.edu

## ON THE WEB

To learn more about AJiC research, please visit our website at <http://www.uaa.alaska.edu/ajic>.

© Copyright 2018 Alaska Justice Information Center, Justice Center, University of Alaska Anchorage



UAA is an AA/EEO employer and educational institution and prohibits illegal discrimination against any individual:  
[www.alaska.edu/titleIXcompliance/nondiscrimination](http://www.alaska.edu/titleIXcompliance/nondiscrimination).