

Overview of “Violence Against American Indian and Alaska Native Women and Men: 2010 Findings from the National Intimate Partner and Sexual Violence Survey”

André B. Rosay, Ph.D.

Director, University of Alaska Anchorage Justice Center

Congressional Briefing; Thursday June 16, 2016:

National Indigenous Women’s Resource Center

Indian Law Resource Center

National Congress of American Indians



NIJ

Violence Against American Indian and Alaska Native Women and Men

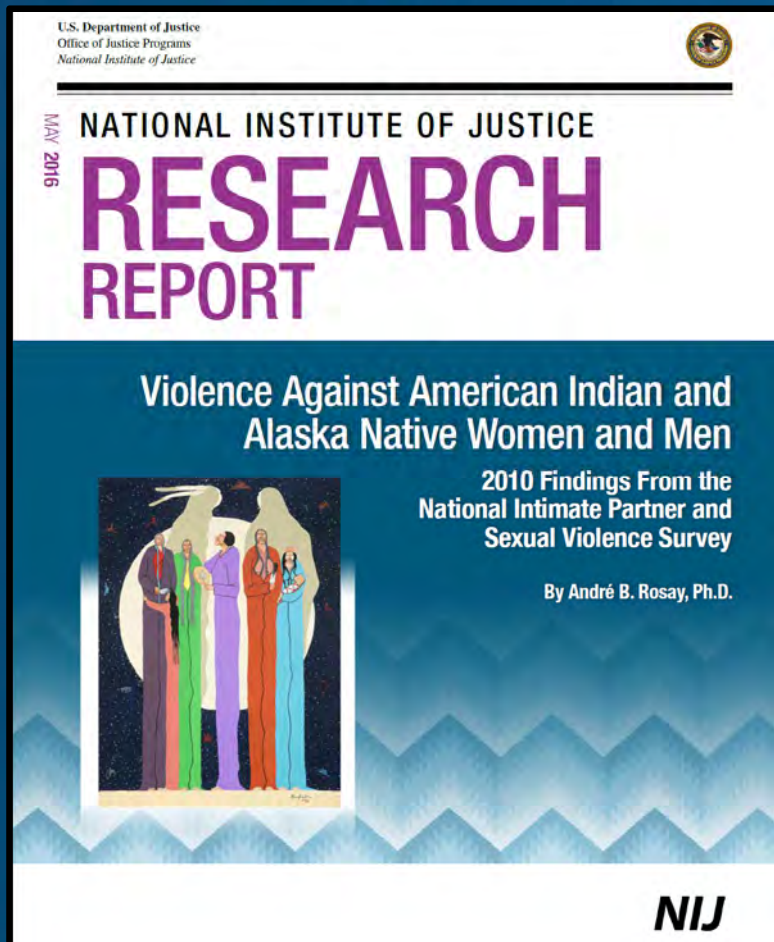
- The work in this presentation was completed during an Executive Visiting Research Fellowship at the National Institute of Justice from 2012 to 2016.
- This project was supported by Award No. 2012-PJ-BX-K001, awarded by the National Institute of Justice, Office of Justice Programs, U.S. Department of Justice.
- The opinions, findings, and conclusions or recommendations expressed in this presentation are those of the author and do not necessarily reflect those of the Department of Justice.



NIJ

*Congressional Briefing
Thursday June 16, 2016*

Violence Against American Indian and Alaska Native Women and Men



- National Intimate Partner and Sexual Violence Survey
- Lifetime and past-year prevalence rates for:
 - Psychological aggression
 - Physical violence
 - Stalking
 - Sexual violence
- Impact of violence
- Race of perpetrators



NIJ Congressional Briefing
Thursday June 16, 2016

<https://www.ncjrs.gov/pdffiles1/nij/249736.pdf>

Data for American Indians and Alaska Natives

- Analysis is based on two samples from 2010:
 - A general population sample of adult women and men
 - An oversample of American Indian and Alaska Native adult women and men
- These samples include:
 - 1,505 adult men
 - 2,473 adult women
 - Identified themselves as American Indian or Alaska Native (alone or in combination with another race)



NIJ

Congressional Briefing
Thursday June 16, 2016

Tribal Affiliation for American Indians and Alaska Natives

Tribal Affiliation	Women	Men
Affiliated or enrolled with a tribe or village	83%	79%
Ever lived within reservation boundaries or in Alaska Native village	60%	60%
Lived within reservation boundaries or in Alaska Native village in past year	54%	54%



NIJ

Congressional Briefing
Thursday June 16, 2016

Note: Unweighted results

“Five Things” About Violence Against American Indians and Alaska Natives

- 1) Most American Indian and Alaska Native adults are victims of violence.
- 2) Men and women are victimized at similar rates but in different ways.
- 3) Victimization rates are higher for American Indians and Alaska Natives.
- 4) Female victims are more likely to need services, but they are less likely to have access to those services.
- 5) Interracial violence is more prevalent than intraracial violence.

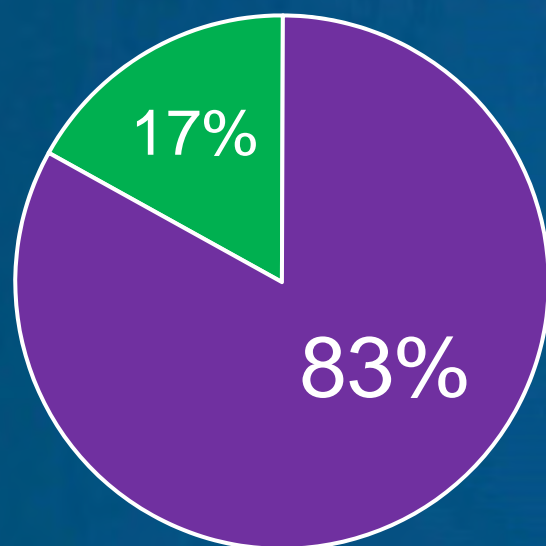


NIJ

Congressional Briefing
Thursday June 16, 2016

Most American Indian and Alaska Native adults are victims of violence

■ Not Victimized ■ Victimized



- More than 4 in 5 American Indian and Alaska Native adults (83%) have experienced some form of violence in their lifetime.
- Almost 3 million American Indian and Alaska Native adults have experienced violence.



NIJ

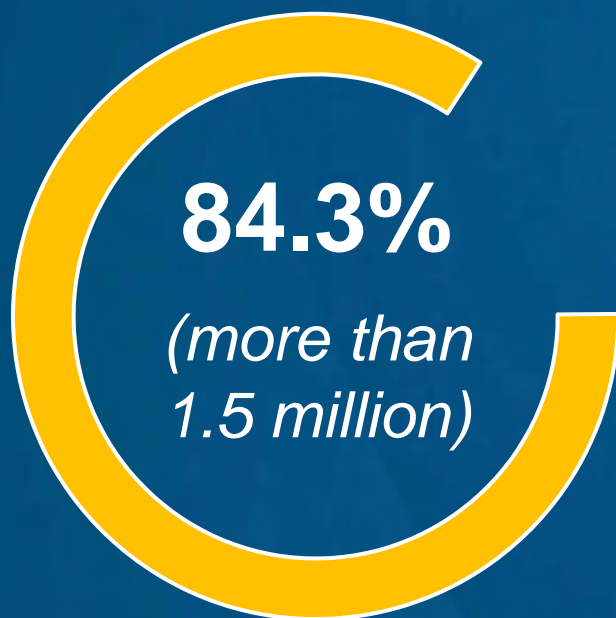
Congressional Briefing
Thursday June 16, 2016

Note: Violence includes psychological aggression and physical violence by intimate partners, stalking, and sexual violence

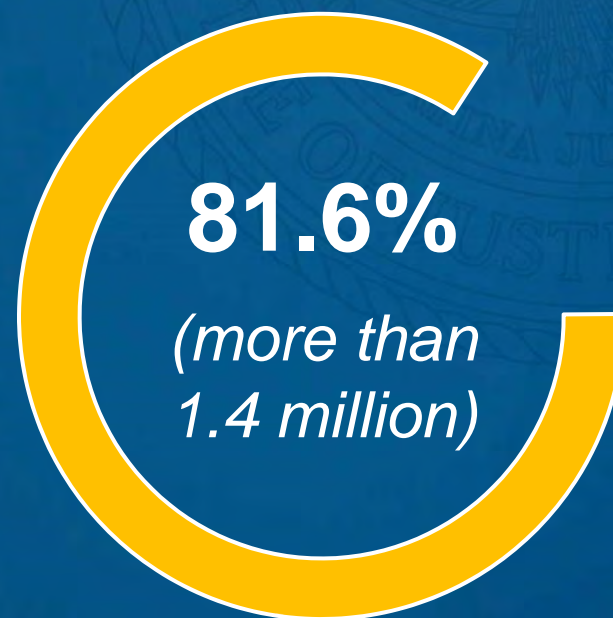
Women and men are victimized at similar rates, but in different ways

Percentages of American Indian and Alaska Native women and men who have experienced violence in their lifetime

Women



Men

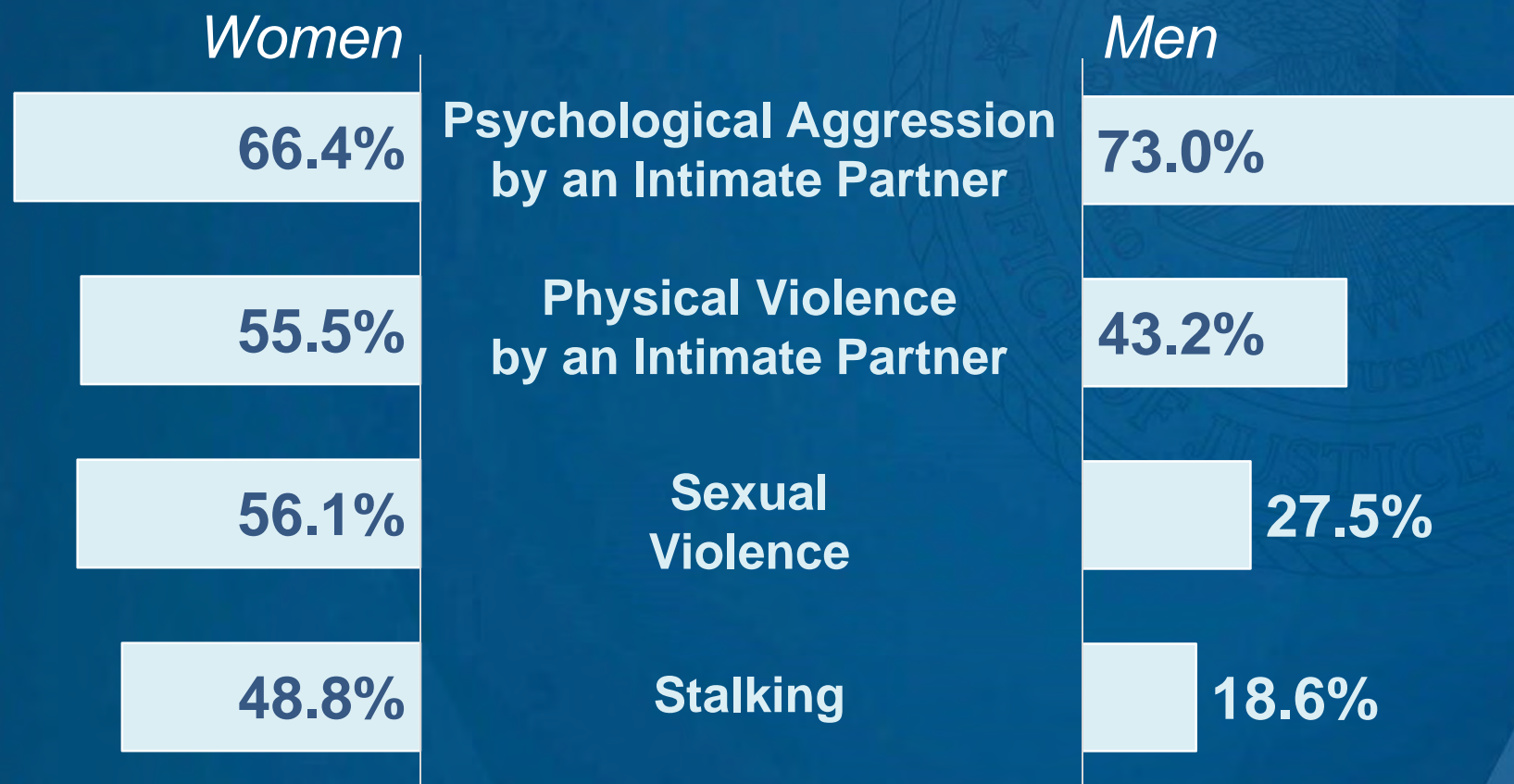


NIJ

Congressional Briefing
Thursday June 16, 2016

Note: Violence includes psychological aggression and physical violence by intimate partners, stalking, and sexual violence

Lifetime Estimates for Violence Against American Indians and Alaska Natives

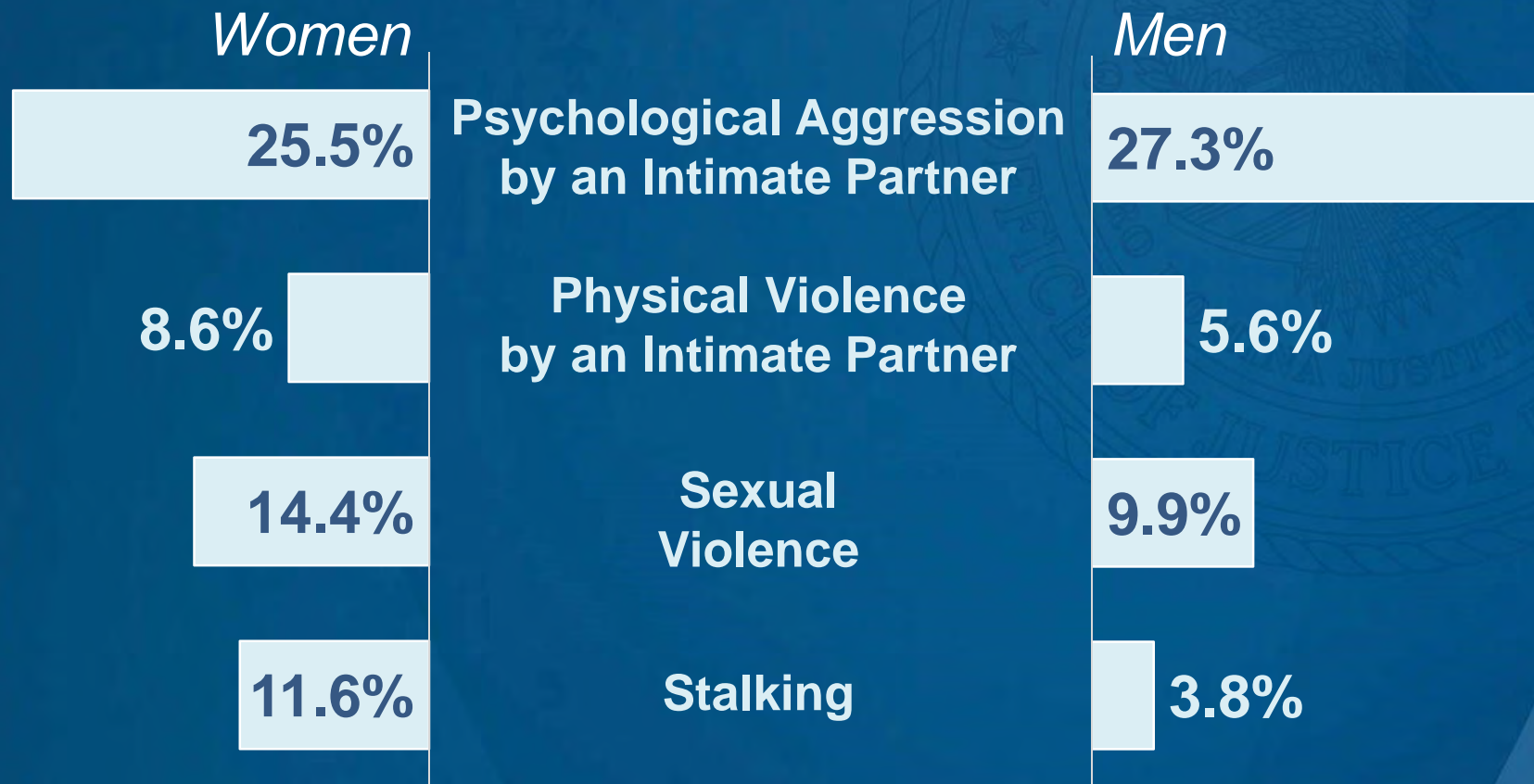


NIJ

Congressional Briefing
Thursday June 16, 2016

Note: Gender differences are statistically significant for stalking and sexual violence ($p < .05$)

Past-Year Estimates for Violence Against American Indians and Alaska Natives



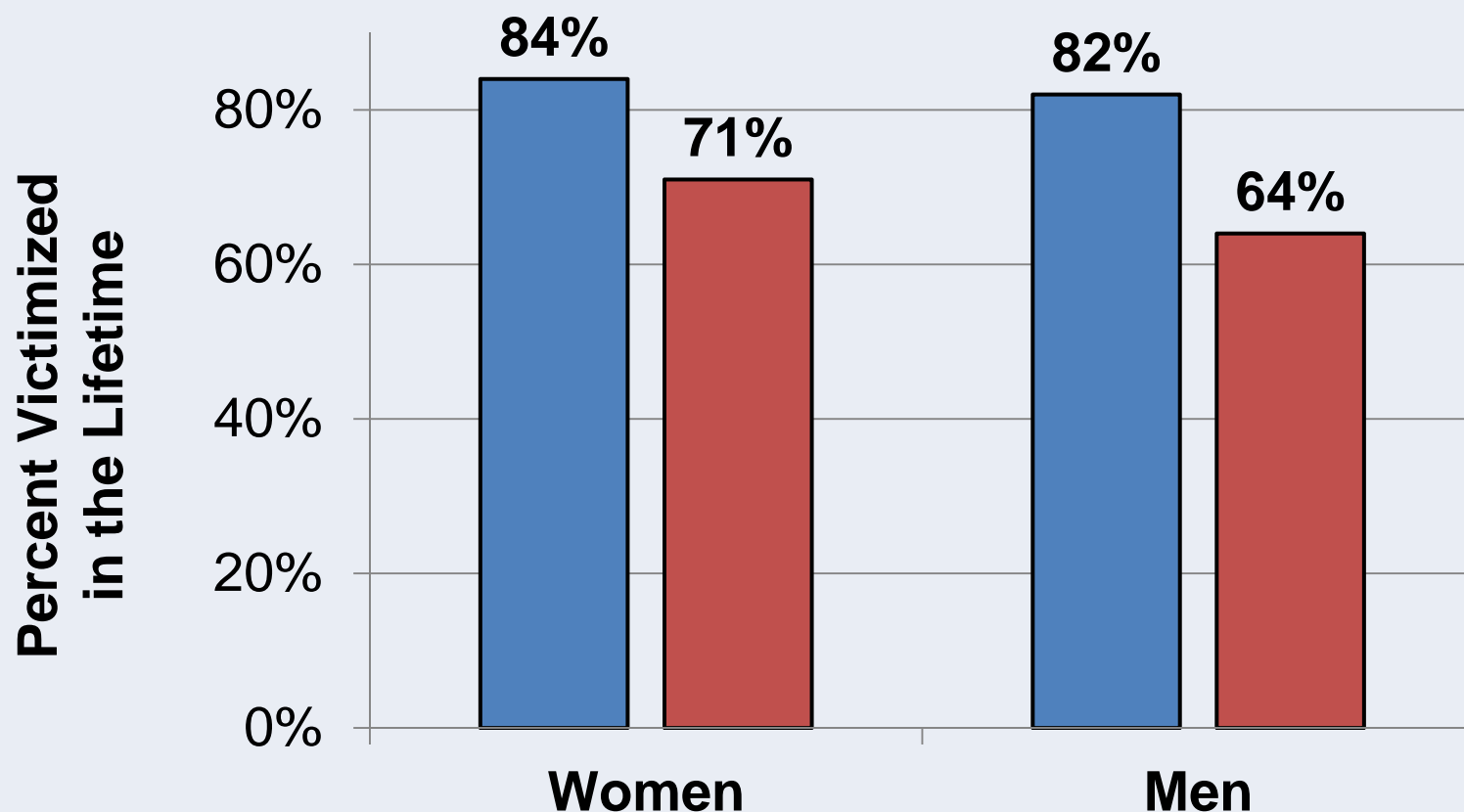
NIJ

Congressional Briefing
Thursday June 16, 2016

Note: Gender differences are statistically significant for stalking ($p < .05$)

Lifetime rates are higher for American Indians and Alaska Natives

■ American Indian or Alaska Native ■ Non-Hispanic White Only



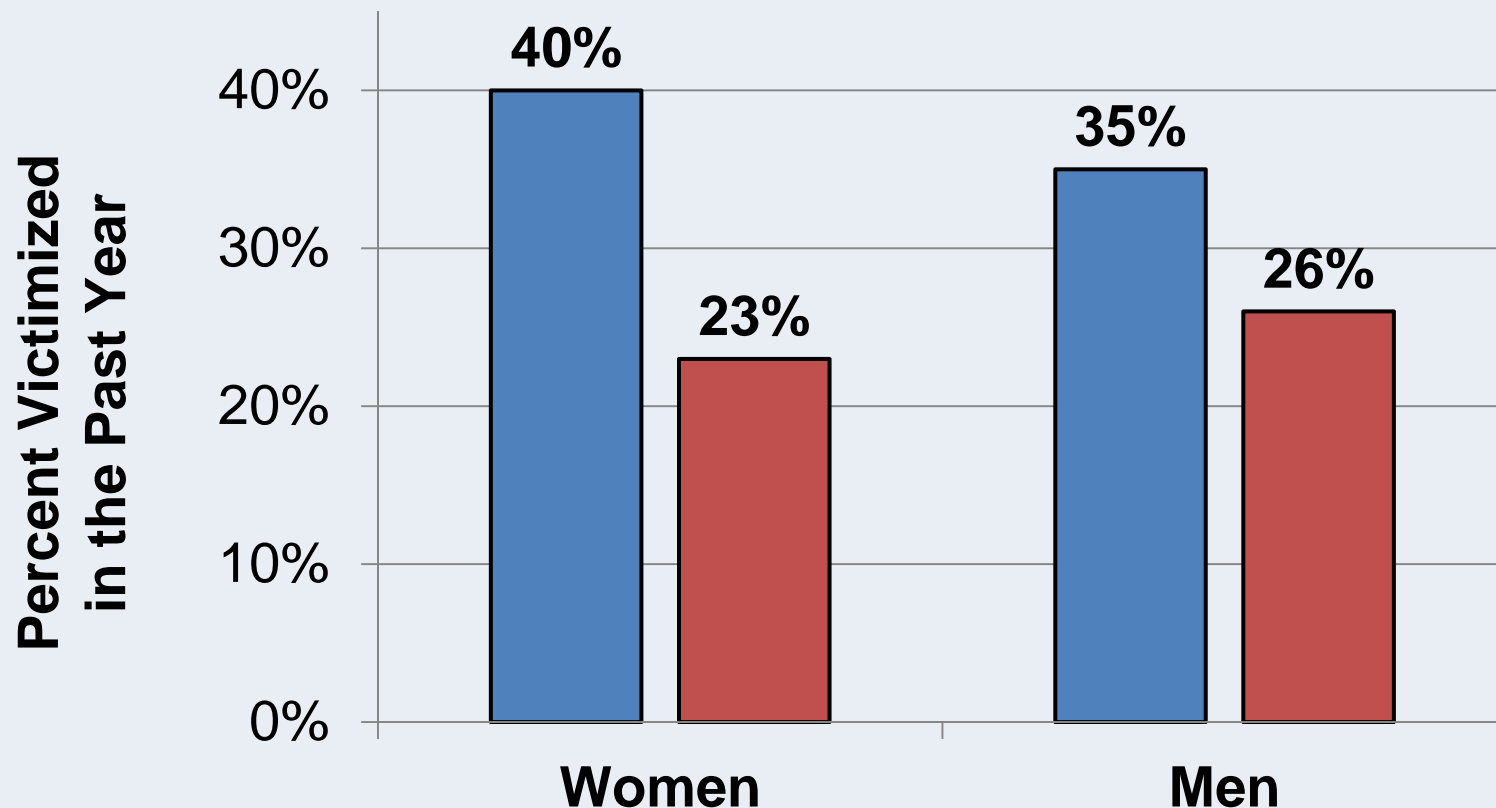
NIJ

Congressional Briefing
Thursday June 16, 2016

Note: Differences across racial/ethnic groups are statistically significant ($p < .05$)

Past-year rates are higher for American Indian and Alaska Native women

■ American Indian or Alaska Native ■ Non-Hispanic White Only



NIJ

Congressional Briefing
Thursday June 16, 2016

Note: Differences across racial/ethnic groups are statistically significant for women only ($p < .05$)

Impact of Violence Against American Indians and Alaska Natives

- Most common service needs (for both female and male victims) were medical care and legal services
- American Indian and Alaska Native female victims were more likely to be physically injured and need medical care
- They were significantly less able to access services
- Results continue to highlight the disparities in health outcomes, the disparities in access to health care, and the need for additional services

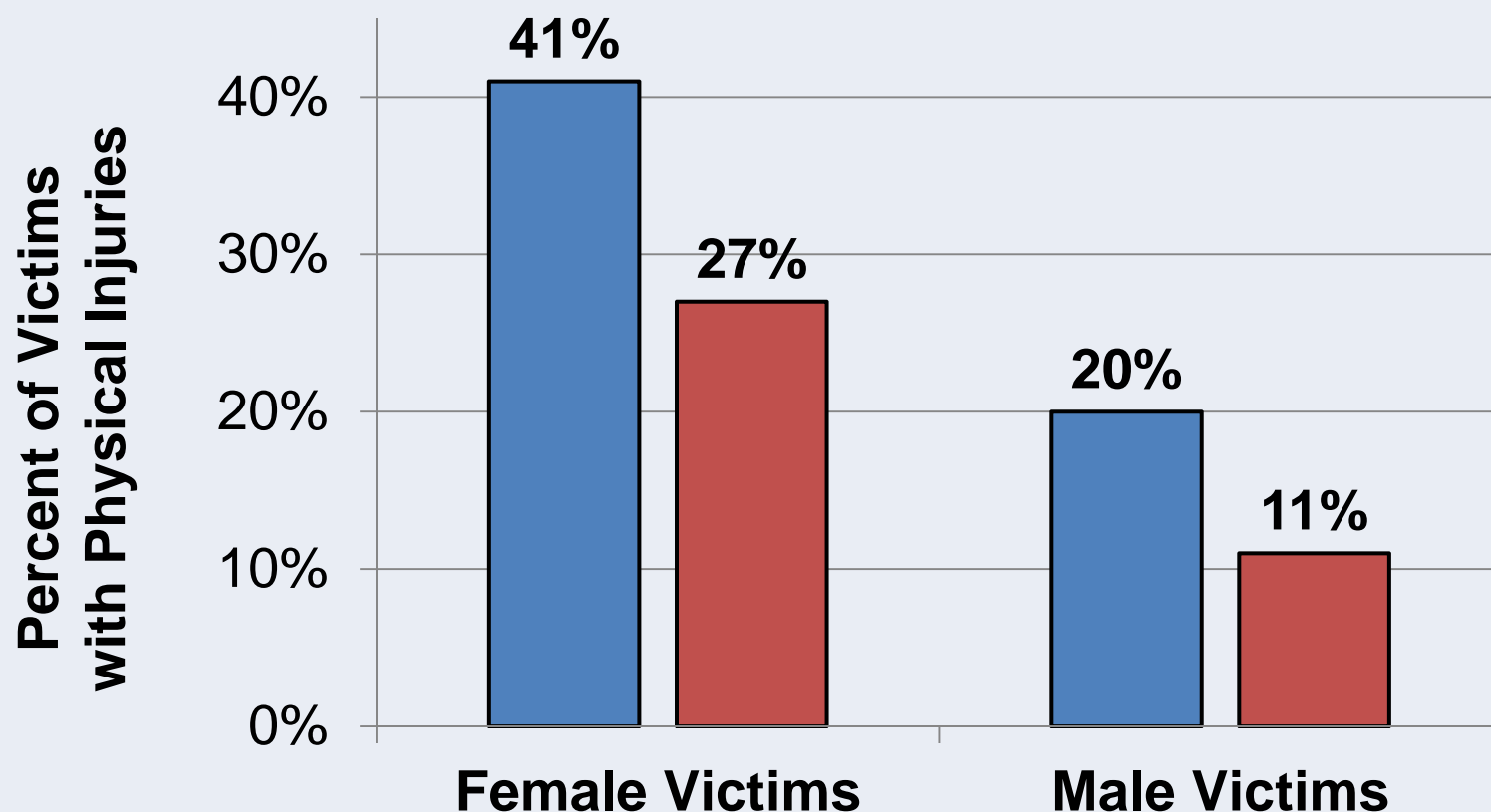


NIJ

*Congressional Briefing
Thursday June 16, 2016*

Impact of Violence: Percent of Victims with Physical Injuries

■ American Indian or Alaska Native ■ Non-Hispanic White Only



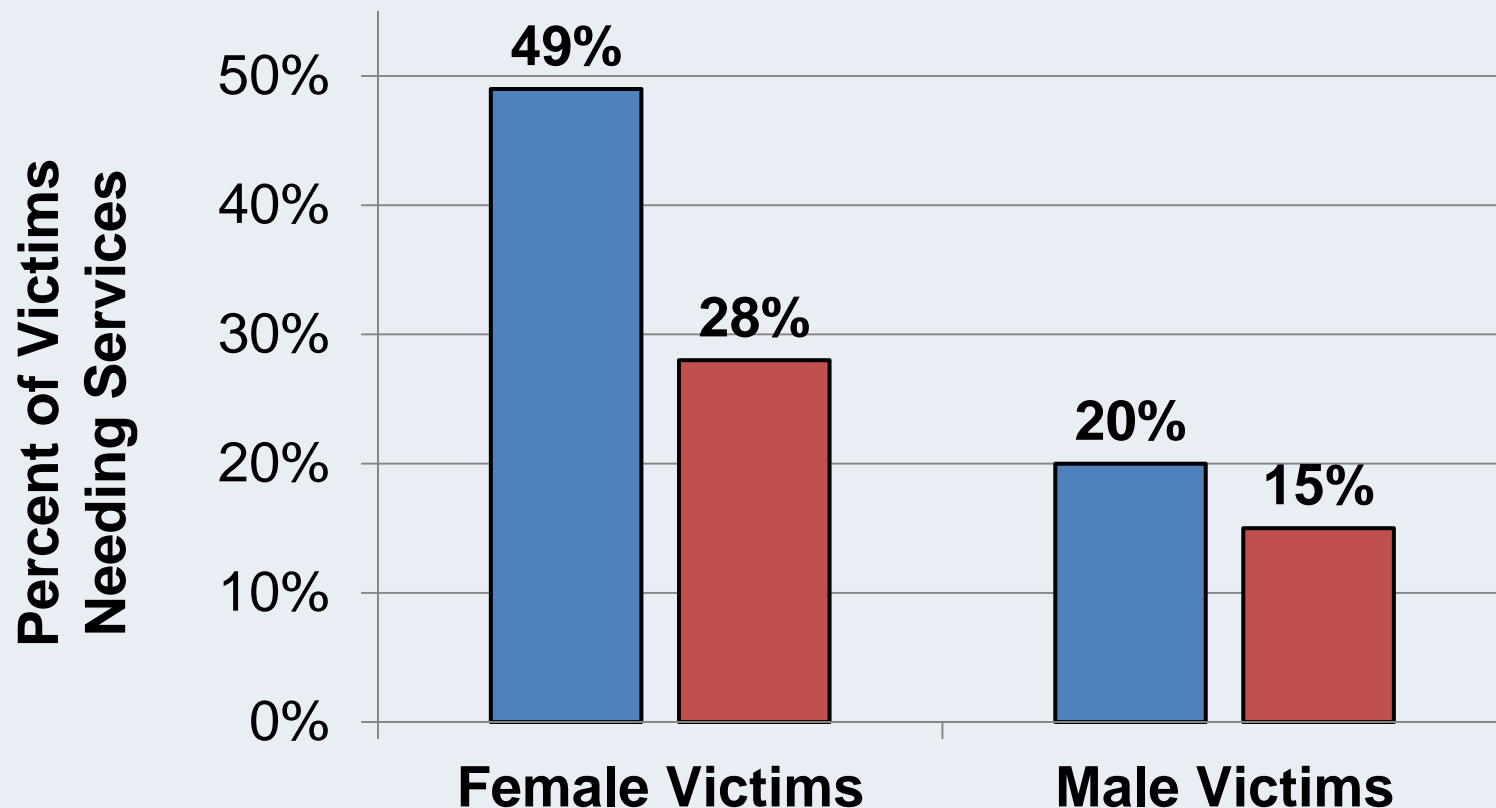
NIJ

Congressional Briefing
Thursday June 16, 2016

Note: Differences across racial/ethnic groups are statistically significant for women only ($p < .05$)

Impact of Violence: Percent of Victims Needing Services

■ American Indian or Alaska Native ■ Non-Hispanic White Only



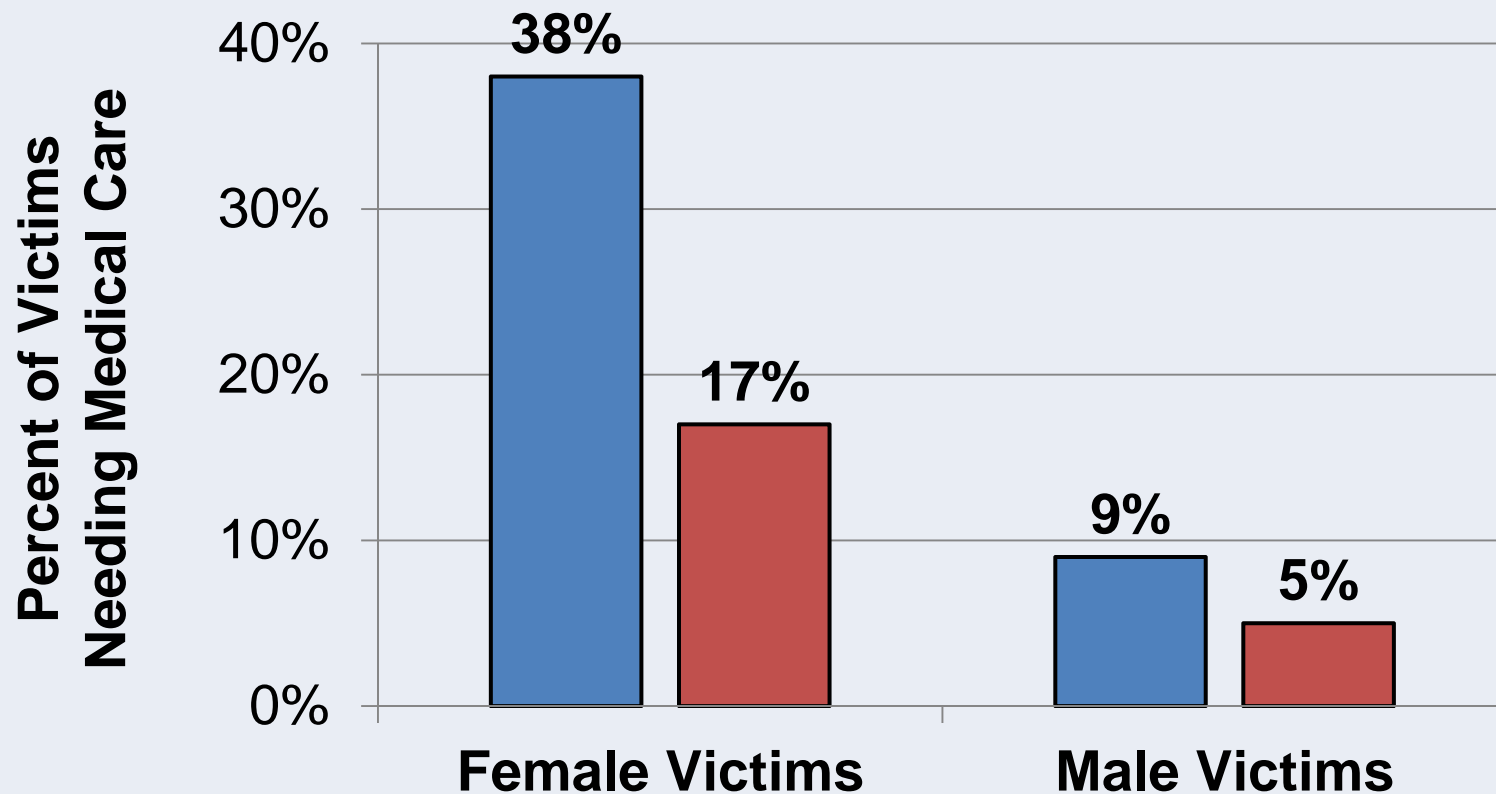
NIJ

Congressional Briefing
Thursday June 16, 2016

Note: Differences across racial/ethnic groups are statistically significant for women only ($p < .05$)

Impact of Violence: Percent of Victims Needing Medical Care

■ American Indian or Alaska Native ■ Non-Hispanic White Only



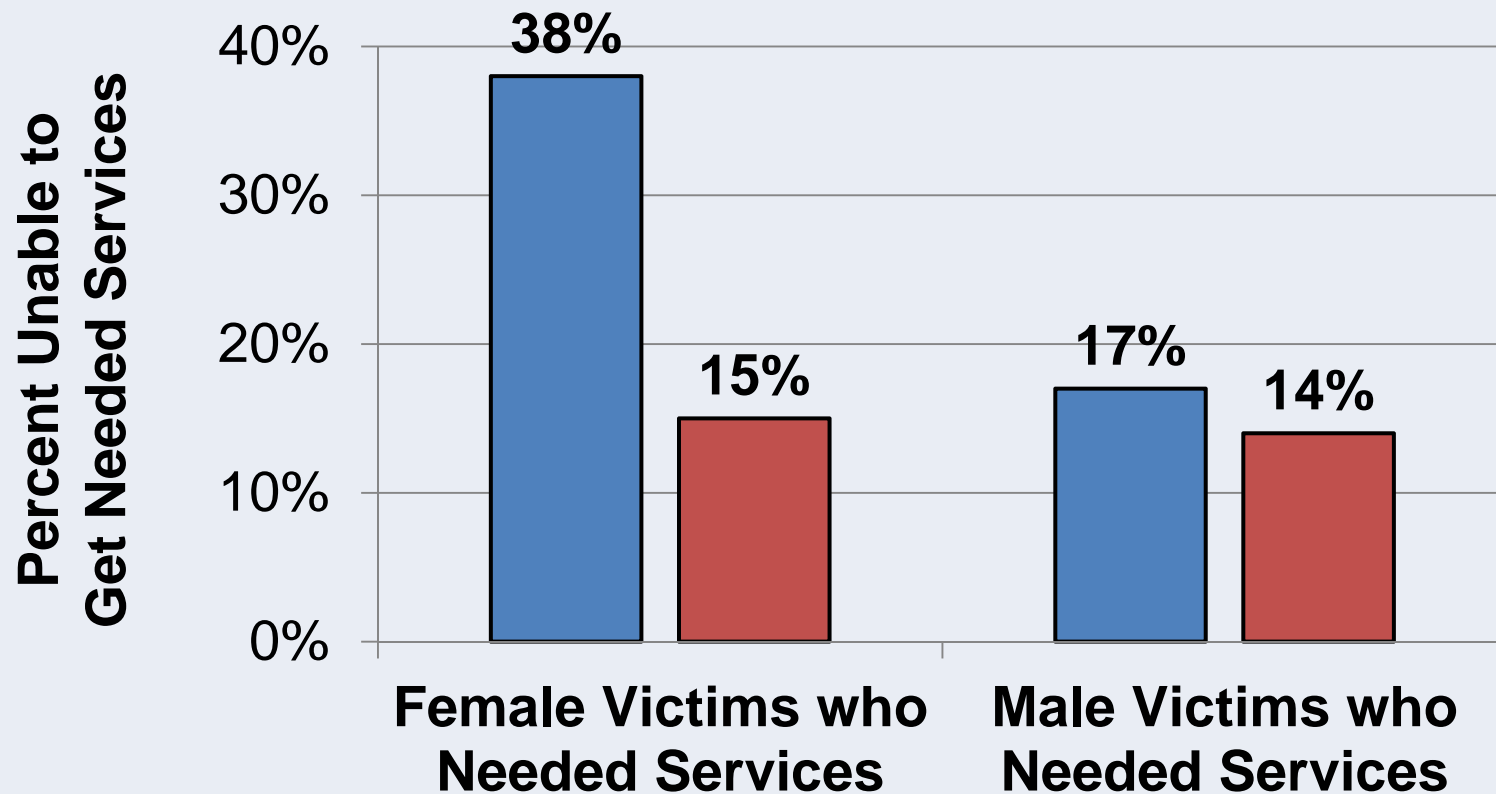
NIJ

Congressional Briefing
Thursday June 16, 2016

Note: Differences across racial/ethnic groups are statistically significant for women only ($p < .05$)

Impact of Violence: Percent of Victims Unable to Get Needed Services

■ American Indian or Alaska Native ■ Non-Hispanic White Only



NIJ

Congressional Briefing
Thursday June 16, 2016

Note: Differences across racial/ethnic groups are statistically significant for women only ($p < .05$)

Female victims have greater need for services, but less access to services

- Among American Indian and Alaska Native female victims:
 - 41% had physical injuries
 - 49% needed services
 - 38% needed medical care
- Among American Indian and Alaska Native female victims who needed services:
 - 38% were unable to access services



NIJ

Congressional Briefing
Thursday June 16, 2016

Note: Differences across racial/ethnic groups are statistically significant for women only ($p < .05$)

Race of Perpetrators for American Indian and Alaska Native Victims

- Interracial violence is more prevalent than intraracial violence
- American Indian and Alaska Native victims were:
 - More likely to have experienced violence by one or more non-Indian perpetrator
 - Less likely to have experienced violence by one or more American Indian or Alaska Native perpetrator
- Results provide strong support for the sovereign right of federally recognized tribes to prosecute non-Indian offenders

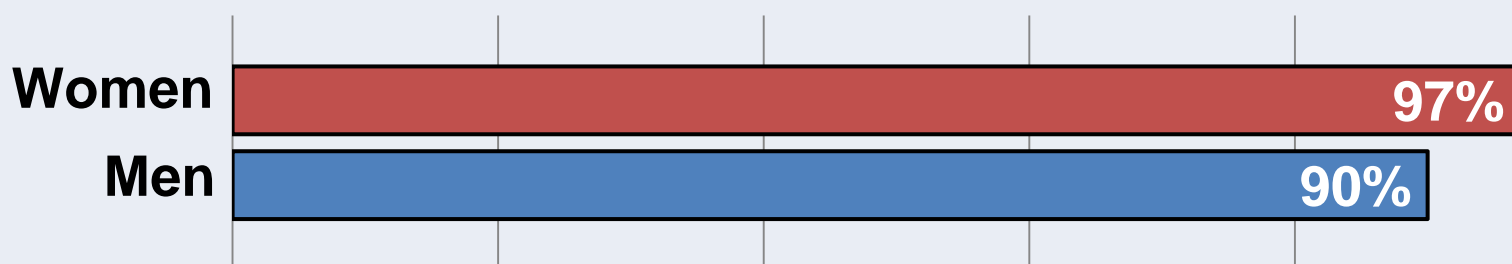


NIJ

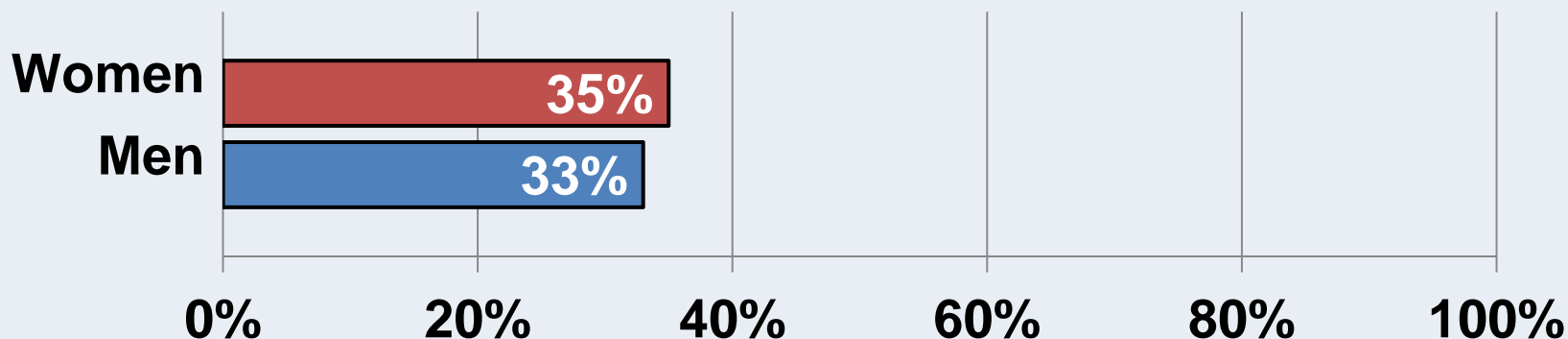
Congressional Briefing
Thursday June 16, 2016

Interracial Violence is More Prevalent than Intraracial Violence

% of victims experiencing violence by an *interracial* perpetrator



% of victims experiencing violence by an *intraracial* perpetrator



NIJ

Congressional Briefing
Thursday June 16, 2016

Note: Interracial violence is significantly more prevalent than intraracial violence ($p < .05$)

Percent Victimized in the Lifetime by at Least One Interracial Perpetrator

Lifetime Prevalence of Interracial Violence Among Victims	Female Victims	Male Victims
Psychological Aggression by Intimate Partners	91%	88%
Physical Violence by Intimate Partners	90%	85%
Stalking	89%	91%
Sexual Violence	96%	89%



NIJ

Congressional Briefing
Thursday June 16, 2016

Key Conclusions on Violence Against American Indians and Alaska Natives

- 1) Must continue to raise awareness and understanding of violence against American Indians and Alaska Natives.
- 2) Disparities in health outcomes and in access to health care support the need for additional services.
- 3) Prevalence of interracial violence supports the sovereign right of federally recognized tribes to criminally prosecute non-Indian perpetrators.



NIJ

Congressional Briefing
Thursday June 16, 2016

Acknowledgments

- We sincerely thank the women and men who invested time and effort to participate in this survey.
- They re-lived horrendous experiences, ones that no one should be subjected to, to help all of us understand the extent of violence in the United States.
- While the survey has limitations, results provide a voice to millions of American Indian and Alaska Native victims and survivors.
- We are committed to honor their voices and hope that this research will bring awareness on their experiences.



NIJ

*Congressional Briefing
Thursday June 16, 2016*

André B. Rosay, Ph.D.

Director, Justice Center
University of Alaska Anchorage

UAA Justice Center
3211 Providence Drive
Anchorage, AK 99508

(907) 786-1821
abrosay@uaa.alaska.edu



NIJ